

**Federal Financial Institutions Examination Council**



**Consolidated Reports of Condition and Income for  
 a Bank with Domestic Offices Only—FFIEC 041**

**Report at the close of business December 31, 2024**

This report is required by law: 12 U.S.C. § 324 (State member banks); 12 U.S.C. § 1817 (State nonmember banks); 12 U.S.C. § 161 (National banks); and 12 U.S.C § 1464 (Savings associations). Unless the context indicates otherwise, the term "bank" in this report form refers to both banks and savings associations.

NOTE: Each bank's board of directors and senior management are responsible for establishing and maintaining an effective system of internal control, including controls over the Reports of Condition and Income. The Reports of Condition and Income are to be prepared in accordance with federal regulatory authority instructions. The Reports of Condition and Income must be signed by the Chief Financial Officer (CFO) of the reporting bank (or by the individual performing an equivalent function) and attested to by not less than two directors (trustees) for state nonmember banks and three directors for state member banks, national banks, and savings associations.

I, the undersigned CFO (or equivalent) of the named bank, attest that the Reports of Condition and Income (including the supporting schedules) for this report date have been prepared in conformance with the instructions issued by the appropriate Federal regulatory authority and are true and correct to the best of my knowledge and belief.

*James Daley*

Signature of Chief Financial Officer (or Equivalent)

1/29/2025

Date of Signature

**Submission of Reports**

Each bank must file its Reports of Condition and Income (Call Report) data by either:

- (a) Using computer software to prepare its Call Report and then submitting the report data directly to the FFIEC's Central Data Repository (CDR), an Internet-based system for data collection (<https://cdr.ffiec.gov/cdr/>), or
- (b) Completing its Call Report in paper form and arranging with a software vendor or another party to convert the data into the electronic format that can be processed by the CDR. The software vendor or other party then must electronically submit the bank's data file to the CDR.

For technical assistance with submissions to the CDR, please contact the CDR Help Desk by telephone at (888) CDR-3111, by fax at (703) 774-3946, or by e-mail at [cdr.help@cdr.ffiec.gov](mailto:cdr.help@cdr.ffiec.gov).

FDIC Certificate Number 57404  
 (RSSD 9050)

(20241231)

(RCON 9999)

This report form is to be filed by banks with domestic offices only and total consolidated assets of less than \$100 billion, except those banks that file the FFIEC 051, and those banks that are advanced approaches institutions for regulatory capital purposes that are required to file the FFIEC 031.

We, the undersigned directors (trustees), attest to the correctness of the Reports of Condition and Income (including the supporting schedules) for this report date and declare that the Reports of Condition and Income have been examined by us and to the best of our knowledge and belief have been prepared in conformance with the instructions issued by the appropriate Federal regulatory authority and are true and correct.

*James Harkness*  
 James Harkness (Jan 30, 2025 11:57 CST)

J. Scott Harkness  
 Director (Trustee)

*Michael Schelble*  
 Michael Schelble (Jan 30, 2025 10:40 CST)

Michael A. Schelble  
 Director (Trustee)

*Thomas N Tuttle*  
 Thomas N Tuttle (Jan 30, 2025 10:41 CST)

Thomas N. Tuttle  
 Director (Trustee)

To fulfill the signature and attestation requirement for the Reports of Condition and Income for this report date, attach your bank's completed signature page (or a photocopy or a computer generated version of this page) to the hard-copy record of the data file submitted to the CDR that your bank must place in its files.

The appearance of your bank's hard-copy record of the submitted data file need not match exactly the appearance of the FFIEC's sample report forms, but should show at least the caption of each Call Report item and the reported amount.

Provident Trust Company  
 Legal Title of Bank (RSSD 9017)

Waukesha  
 City (RSSD 9130)

WI 53188  
 State Abbrev. (RSSD 9200) ZIP Code (RSSD 9220)

Legal Entity Identifier (LEI) \_\_\_\_\_  
 (Report only if your institution already has an LEI.) (RCON 9224)

The estimated average burden associated with this information collection is 55.56 hours per respondent and is expected to vary by institution, depending on individual circumstances. Burden estimates include the time for reviewing instructions, gathering and maintaining data in the required form, and completing the information collection, but exclude the time for compiling and maintaining business records in the normal course of a respondent's activities. A Federal agency may not conduct or sponsor, and an organization (or a person) is not required to respond to a collection of information, unless it displays a currently valid OMB control number. Comments concerning the accuracy of this burden estimate and suggestions for reducing this burden should be directed to the Office of Information and Regulatory Affairs, Office of Management and Budget, Washington, DC 20503, and to one of the following: Secretary, Board of Governors of the Federal Reserve System, 20th and C Streets, NW, Washington, DC 20551; Legislative and Regulatory Analysis Division, Office of the Comptroller of the Currency, Washington, DC 20219; Assistant Executive Secretary, Federal Deposit Insurance Corporation, Washington, DC 20429.

# Consolidated Reports of Condition and Income for a Bank with Domestic Offices Only

---

## Table of Contents

<b>Signature Page</b> .....	<b>1</b>	Schedule RC-F—Other Assets.....	RC-20
<b>Contact Information</b> .....	<b>3, 4</b>	Schedule RC-G—Other Liabilities.....	RC-20
<b>Report of Income</b>		Schedule RC-K—Quarterly Averages.....	RC-21, 22
Schedule RI—Income Statement.....	RI-1, 2, 3, 4	Schedule RC-L—Derivatives and Off-Balance Sheet Items.....	RC-23, 24, 25, 26
Schedule RI-A—Changes in Bank Equity Capital.....	RI-5	Schedule RC-M—Memoranda.....	RC-27, 28, 29
Schedule RI-B—Charge-offs and Recoveries on Loans and Leases and Changes in Allowances for Credit Losses:		Schedule RC-N—Past Due and Nonaccrual Loans, Leases, and Other Assets.....	RC-30, 31, 32, 33, 34
Part I. Charge-offs and Recoveries on Loans and Leases.....	RI-6, 7	Schedule RC-O—Other Data for Deposit Insurance Assessments.....	RC-35, 36, 37, 38, 39, 40
Part II. Changes in Allowances for Credit Losses.....	RI-8	Schedule RC-P—1–4 Family Residential Mortgage Banking Activities (to be completed only by selected banks).....	RC-41
Schedule RI-C—Disaggregated Data on the Allowances for Credit Losses (to be completed only by selected banks).....	RI-9	Schedule RC-Q—Assets and Liabilities Measured at Fair Value on a Recurring Basis (to be completed only by selected banks).....	RC-42, 43, 44
Schedule RI-E—Explanations.....	RI-10, 11	Schedule RC-R—Regulatory Capital: Part I. Regulatory Capital Components and Ratios.....	RC-45, 46, 47, 48
<b>Report of Condition</b>		Part II. Risk-Weighted Assets.....	RC-49 50, 51, 52, 53, 54, 55, 56, 57, 58, 59, 60, 61
Schedule RC—Balance Sheet.....	RC-1, 2	Schedule RC-S—Servicing, Securitization, and Asset Sale Activities.....	RC-62, 63
Schedule RC-A—Cash and Balances Due from Depository Institutions (to be completed only by selected banks).....	RC-3	Schedule RC-T—Fiduciary and Related Services.....	RC-64, 65, 66, 67
Schedule RC-B—Securities.....	RC-3, 4, 5, 6, 7	Schedule RC-V—Variable Interest Entities.....	RC-68
Schedule RC-C—Loans and Lease Financing Receivables:		Optional Narrative Statement Concerning the Amounts Reported in the Consolidated Reports of Condition and Income.....	RC-69
Part I. Loans and Leases.....	RC-8, 9, 10, 11, 12, 13		
Part II. Loans to Small Businesses and Small Farms.....	RC-14, 15		
Schedule RC-D—Trading Assets and Liabilities (to be completed only by selected banks).....	RC-16		
Schedule RC-E—Deposit Liabilities.....	RC-17, 18, 19		

For information or assistance, national banks, state nonmember banks, and savings associations should contact the FDIC’s Data Collection and Analysis Section, 550 17th Street, NW, Washington, DC 20429, toll free on (800) 688-FDIC(3342), Monday through Friday between 8:00 a.m. and 5:00 p.m., Eastern Time. State member banks should contact their Federal Reserve District Bank.

## Contact Information for the Reports of Condition and Income

To facilitate communication between the Agencies and the bank concerning the Reports of Condition and Income, please provide contact information for (1) the Chief Financial Officer (or equivalent) of the bank signing the reports for this quarter, and (2) the person at the bank —other than the Chief Financial Officer (or equivalent)— to whom questions about the reports should be directed. If the Chief Financial Officer (or equivalent) is the primary contact for questions about the reports, please provide contact information for another person at the bank who will serve as a secondary contact for communications between the Agencies and the bank concerning the Reports of Condition and Income. Enter “none” for the contact’s e-mail address or fax number if not available. Contact information for the Reports of Condition and Income is for the confidential use of the Agencies and will not be released to the public.

### Chief Financial Officer (or Equivalent) Signing the Reports

James Daley  
Name (TEXT C490)

Compliance Officer  
Title (TEXT C491)

jdaley@provtrust.com  
E-mail Address (TEXT C492)

(262) 521-2337  
Area Code / Phone Number / Extension (TEXT C493)

(262) 521-2301  
Area Code / FAX Number (TEXT C494)

### Other Person to Whom Questions about the Reports Should be Directed

Tammy Messmer  
Name (TEXT C495)

Administrative Officer  
Title (TEXT C496)

tmessmer@provtrust.com  
E-mail Address (TEXT 4086)

(262) 521-2322  
Area Code / Phone Number / Extension (TEXT 8902)

(262) 521-2301  
Area Code / FAX Number (TEXT 9116)

## Chief Executive Officer Contact Information

This information is being requested so the Agencies can distribute notifications about policy initiatives, deposit insurance assessments, and other matters directly to the Chief Executive Officers of reporting institutions. Notifications about other matters may include emergency notifications that may or may not also be sent to the institution’s emergency contacts listed below. Please provide contact information for the Chief Executive Officer of the reporting institution. Enter “none” for the Chief Executive Officer’s e-mail address or fax number if not available. Chief Executive Officer contact information is for the confidential use of the Agencies and will not be released to the public.

### Chief Executive Officer

Scott Harkness  
Name (TEXT FT42)

sharkness@provtrust.com  
E-mail Address (TEXT FT44)

(262) 521-2300  
Area Code / Phone Number / Extension (TEXT FT43)

(262) 521-2301  
Area Code / FAX Number (TEXT FT45)

## Emergency Contact Information

This information is being requested so the Agencies can distribute critical, time-sensitive information to emergency contacts at banks. Please provide primary contact information for a senior official of the bank who has decision-making authority. Also provide information for a secondary contact if available. Enter “none” for the contact’s e-mail address or fax number if not available. Emergency contact information is for the confidential use of the Agencies and will not be released to the public.

### Primary Contact

Tammy Messmer  
Name (TEXT C366)

Administrative Officer  
Title (TEXT C367)

tmessmer@provtrust.com  
E-mail Address (TEXT C368)

(262) 521-2322  
Area Code / Phone Number / Extension (TEXT C369)

(262) 521-2301  
Area Code / FAX Number (TEXT C370)

### Secondary Contact

James Daley  
Name (TEXT C371)

Compliance Officer  
Title (TEXT C372)

jdaley@provtrust.com  
E-mail Address (TEXT C373)

(262) 521-2337  
Area Code / Phone Number / Extension (TEXT C374)

Area Code / FAX Number (TEXT C375)

## USA PATRIOT Act Section 314(a) Anti-Money Laundering Contact Information

This information is being requested to identify points-of-contact who are in charge of your bank’s USA PATRIOT Act Section 314(a) information requests. Bank personnel listed could be contacted by law enforcement officers or the Financial Crimes Enforcement Network (FinCEN) for additional information related to specific Section 314(a) search requests or other anti-terrorist financing and anti-money laundering matters. Communications sent by FinCEN to the bank for purposes other than Section 314(a) notifications will state the intended purpose and should be directed to the appropriate bank personnel for review. Any disclosure of customer records to law enforcement officers or FinCEN must be done in compliance with applicable law, including the Right to Financial Privacy Act (12 U.S.C. 3401 et seq.).

Please provide information for a primary and secondary contact. Information for a third and fourth contact may be provided at the bank’s option. Enter “none” for the contact’s e-mail address if not available. This contact information is for the confidential use of the Agencies, FinCEN, and law enforcement officers and will not be released to the public.

### Primary Contact

Tammy Messmer  
Name (TEXT C437)

Administrative Officer  
Title (TEXT C438)

tmessmer@provtrust.com  
E-mail Address (TEXT C439)

(262) 521-2322  
Area Code / Phone Number / Extension (TEXT C440)

### Secondary Contact

james Daley  
Name (TEXT C442)

Compliance Officer  
Title (TEXT C443)

jdaley@provtrust.com  
E-mail Address (TEXT C444)

(262) 521-2337  
Area Code / Phone Number / Extension (TEXT C445)

### Third Contact

\_\_\_\_\_  
Name (TEXT C870)

\_\_\_\_\_  
Title (TEXT C871)

\_\_\_\_\_  
E-mail Address (TEXT C872)

\_\_\_\_\_  
Area Code / Phone Number / Extension (TEXT C873)

### Fourth Contact

\_\_\_\_\_  
Name (TEXT C875)

\_\_\_\_\_  
Title (TEXT C876)

\_\_\_\_\_  
E-mail Address (TEXT C877)

\_\_\_\_\_  
Area Code / Phone Number / Extension (TEXT C878)

# Consolidated Report of Income

## For the period January 1, 2024 — December 31, 2024

### Schedule RI—Income Statement

	Dollar Amounts in Thousands		RIAD	Amount	
1. Interest income:					
a. Interest and fee income on loans:					
(1) Loans secured by real estate:					
(a) Loans secured by 1-4 family residential properties.....	4435	0			1.a.1.a.
(b) All other loans secured by real estate.....	4436	0			1.a.1.b.
(2) Commercial and industrial loans.....	4012	0			1.a.2.
(3) Loans to individuals for household, family, and other personal expenditures:					
(a) Credit cards.....	B485	0			1.a.3.a.
(b) Other (includes revolving credit plans other than credit cards, automobile loans, and other consumer loans).....	B486	0			1.a.3.b.
(4) Not applicable					
(5) All other loans (1).....	4058	0			1.a.5.
(6) Total interest and fee income on loans (sum of items 1.a.(1)(a) through 1.a.(5)).....	4010	0			1.a.6.
b. Income from lease financing receivables.....	4065	0			1.b.
c. Interest income on balances due from depository institutions (2).....	4115	1			1.c.
d. Interest and dividend income on securities:					
(1) U.S. Treasury securities and U.S. Government agency obligations (excluding mortgage-backed securities).....	B488	726			1.d.1.
(2) Mortgage-backed securities.....	B489	0			1.d.2.
(3) All other securities (includes securities issued by states and political subdivisions in the U.S.).....	4060	45			1.d.3.
e. Not applicable					
f. Interest income on federal funds sold and securities purchased under agreements to resell.....	4020	0			1.f.
g. Other interest income.....	4518	0			1.g.
h. Total interest income (sum of items 1.a.(6) through 1.g.).....	4107	772			1.h.
2. Interest expense:					
a. Interest on deposits:					
(1) Transaction accounts (interest-bearing demand deposits, NOW accounts, ATS accounts, and telephone and preauthorized transfer accounts).....	4508	0			2.a.1.
(2) Nontransaction accounts:					
(a) Savings deposits (includes MMDAs).....	0093	0			2.a.2.a.
(b) Time deposits of \$250,000 or less.....	HK03	0			2.a.2.b.
(c) Time deposits of more than \$250,000.....	HK04	0			2.a.2.c.
b. Expense of federal funds purchased and securities sold under agreements to repurchase.....	4180	0			2.b.
c. Interest on trading liabilities and other borrowed money.....	4185	0			2.c.
d. Interest on subordinated notes and debentures.....	4200	0			2.d.
e. Total interest expense (sum of items 2.a through 2.d.).....	4073	0			2.e.
3. Net interest income (item 1.h minus 2.e.).....	4074	772			3.
4. Provisions for credit losses (3).....	JJ33	0			4.

1 Includes interest and fee income on "Loans to depository institutions and acceptances of other banks," "Loans to finance agricultural production and other loans to farmers," "Obligations (other than securities and leases) of states and political subdivisions in the U.S.," and "Loans to nondepository financial institutions and other loans."

2 Includes interest income on time certificates of deposit not held for trading.

3 Institutions should report in item 4 the provisions for credit losses on all financial assets and off-balance-sheet credit exposures.

**Schedule RI—Continued**

	Dollar Amounts in Thousands		Year-to-date		
			RIAD	Amount	
<b>5. Noninterest income:</b>					
a. Income from fiduciary activities (1).....	4070	29,204			5.a.
b. Service charges on deposit accounts.....	4080	0			5.b.
c. Trading revenue.....	A220	0			5.c.
d. Income from securities-related and insurance activities:					
(1) Fees and commissions from securities brokerage.....	C886	0			5.d.1.
(2) Investment banking, advisory, and underwriting fees and commissions.....	C888	0			5.d.2.
(3) Fees and commissions from annuity sales.....	C887	0			5.d.3.
(4) Underwriting income from insurance and reinsurance activities.....	C386	0			5.d.4.
(5) Income from other insurance activities.....	C387	0			5.d.5.
e. Venture capital revenue.....	B491	0			5.e.
f. Net servicing fees.....	B492	0			5.f.
g. Net securitization income.....	B493	0			5.g.
h. Not applicable					
i. Net gains (losses) on sales of loans and leases.....	5416	0			5.i.
j. Net gains (losses) on sales of other real estate owned.....	5415	0			5.j.
k. Net gains (losses) on sales of other assets (2).....	B496	2			5.k.
l. Other noninterest income*.....	B497	0			5.l.
m. Total noninterest income (sum of items 5.a through 5.l).....	4079	29,206			5.m.
<b>6. a. Realized gains (losses) on held-to-maturity securities.....</b>	3521	0			6.a.
<b>b. Realized gains (losses) on available-for-sale debt securities.....</b>	3196	0			6.b.
<b>7. Noninterest expense:</b>					
a. Salaries and employee benefits.....	4135	11,914			7.a.
b. Expenses of premises and fixed assets (net of rental income) (excluding salaries and employee benefits and mortgage interest).....	4217	241			7.b.
c. (1) Goodwill impairment losses.....	C216	0			7.c.1.
(2) Amortization expense and impairment losses for other intangible assets.....	C232	0			7.c.2.
d. Other noninterest expense*.....	4092	2,699			7.d.
e. Total noninterest expense (sum of items 7.a through 7.d).....	4093	14,854			7.e.
<b>8. a. Income (loss) before change in net unrealized holding gains (losses) on equity securities not held for trading, applicable income taxes, and discontinued operations (item 3 plus or minus items 4, 5.m, 6.a, 6.b, and 7.e).....</b>	HT69	15,124			8.a.
<b>b. Change in net unrealized holding gains (losses) on equity securities not held for trading (3).....</b>	HT70	0			8.b.
<b>c. Income (loss) before applicable income taxes and discontinued operations (sum of items 8.a and 8.b).....</b>	4301	15,124			8.c.
<b>9. Applicable income taxes (on item 8.c).....</b>	4302	0			9.
<b>10. Income (loss) before discontinued operations (item 8.c minus item 9).....</b>	4300	15,124			10.
<b>11. Discontinued operations, net of applicable income taxes*.....</b>	FT28	0			11.
<b>12. Net income (loss) attributable to bank and noncontrolling (minority) interests (sum of items 10 and 11).....</b>	G104	15,124			12.
<b>13. LESS: Net income (loss) attributable to noncontrolling (minority) interests (if net income, report as a positive value; if net loss, report as a negative value).....</b>	G103	0			13.
<b>14. Net income (loss) attributable to bank (item 12 minus item 13).....</b>	4340	15,124			14.

\* Describe on Schedule RI-E - Explanations

1 For banks required to complete Schedule RC-T, items 14 through 22, income from fiduciary activities reported in Schedule RI, item 5.a, must equal the amount reported in Schedule RC-T, item 22.

2 Exclude net gains (losses) on sales of trading assets and held-to-maturity and available-for-sale debt securities.

3 Item 8.b is to be completed by all institutions. See the instructions for this item and the Glossary entry for "Securities Activities" for further detail on accounting for investments in equity securities.

**Schedule RI—Continued**

**Memoranda**

	Year-to-date		
	RIAD	Amount	
Dollar Amounts in Thousands			
1. Interest expense incurred to carry tax-exempt securities, loans, and leases acquired after August 7, 1986, that is not deductible for federal income tax purposes.....	4513	0	M.1.
<i>Memorandum item 2 is to be completed by banks with \$1 billion or more in total assets.<sup>1</sup></i>			
2. Income from the sale and servicing of mutual funds and annuities (included in Schedule RI, item 8).....	8431	NR	M.2.
3. Income on tax-exempt loans and leases to states and political subdivisions in the U.S. (included in Schedule RI, items 1.a and 1.b).....	4313	0	M.3.
4. Income on tax-exempt securities issued by states and political subdivisions in the U.S. (included in Schedule RI, item 1.d.(3)).....	4507	45	M.4.
5. Number of full-time equivalent employees at end of current period (round to the nearest whole number).....	4150	12	M.5.
<i>Memorandum item 6 is to be completed by:<sup>1</sup></i>			
<ul style="list-style-type: none"> <li>• banks with \$300 million or more in total assets, and</li> <li>• banks with less than \$300 million in total assets that have loans to finance agricultural production and other loans to farmers (Schedule RC-C, Part I, item 3) exceeding 5 percent of total loans.</li> </ul>			
6. Interest and fee income on loans to finance agricultural production and other loans to farmers (included in Schedule RI, item 1.a.(5)).....	4024	NR	M.6.
7. If the reporting institution has applied pushdown accounting this calendar year, report the date of the institution's acquisition (see instructions) (2).....	9106	00000000	M.7.
8. Not applicable			
<i>Memorandum items 9.a and 9.b are to be completed by banks with \$10 billion or more in total assets.<sup>1</sup></i>			
9. Net gains (losses) recognized in earnings on credit derivatives that economically hedge credit exposures held outside the trading account:			
a. Net gains (losses) on credit derivatives held for trading.....	C889	NR	M.9.a.
b. Net gains (losses) on credit derivatives held for purposes other than trading.....	C890	NR	M.9.b.
<i>Memorandum item 10 is to be completed by banks with \$300 million or more in total assets.<sup>1</sup></i>			
10. Credit losses on derivatives (see instructions).....	A251	NR	M.10.
11. Does the reporting bank have a Subchapter S election in effect for federal income tax purposes for the current tax year?.....	A530	YES	M.11.
12. Not applicable			

<sup>1</sup> The asset-size tests and the 5 percent of total loans test are based on the total assets and total loans reported on the June 30, 2023, Report of Condition.

<sup>2</sup> Report the date in YYYYMMDD format. For example, a bank acquired on March 1, 2024, would report 20240301.

# Schedule RI—Continued

## Memoranda—Continued

	Year-to-date		
	RIAD	Amount	
Dollar Amounts in Thousands			
<i>Memorandum item 13 is to be completed by banks that have elected to account for assets and liabilities under a fair value option.</i>			
13. Net gains (losses) recognized in earnings on assets and liabilities that are reported at fair value under a fair value option:			
a. Net gains (losses) on assets.....	F551	NR	M.13.a.
(1) Estimated net gains (losses) on loans attributable to changes in instrument-specific credit risk.....	F552	NR	M.13.a1.
b. Net gains (losses) on liabilities.....	F553	NR	M.13.b.
(1) Estimated net gains (losses) on liabilities attributable to changes in instrument-specific credit risk.....	F554	NR	M.13.b1.
<b>14. Not applicable</b>			
<i>Memorandum item 15 is to be completed by institutions with \$1 billion or more in total assets<sup>1</sup> that answered "Yes" to Schedule RC-E, Memorandum item 5.</i>			
15. Components of service charges on deposit accounts (sum of Memorandum items 15.a through 15.d must equal Schedule RI, item 5.b):			
a. Consumer overdraft-related service charges levied on those transaction account and nontransaction savings account deposit products intended primarily for individuals for personal, household, or family use.....	H032	NR	M.15.a.
b. Consumer account periodic maintenance charges levied on those transaction account and nontransaction savings account deposit products intended primarily for individuals for personal, household, or family use.....	H033	NR	M.15.b.
c. Consumer customer automated teller machine (ATM) fees levied on those transaction account and nontransaction savings account deposit products intended primarily for individuals for personal, household, or family use.....	H034	NR	M.15.c.
d. All other service charges on deposit accounts.....	H035	NR	M.15.d.

<sup>1</sup> The \$1 billion asset-size test is based on the total assets reported on the June 30, 2023, Report of Condition.



## Schedule RI-A—Changes in Bank Equity Capital

Dollar Amounts in Thousands		RIAD	Amount	
1. Total bank equity capital most recently reported for the December 31, 2023, Reports of Condition and Income (i.e., after adjustments from amended Reports of Income).....		3217	14,112	1.
2. Cumulative effect of changes in accounting principles and corrections of material accounting errors*.....	B507		(2,396)	2.
3. Balance end of previous calendar year as restated (sum of items 1 and 2).....	B508		11,716	3.
4. Net income (loss) attributable to bank (must equal Schedule RI, item 14).....	4340		15,124	4.
5. Sale, conversion, acquisition, or retirement of capital stock, net (excluding treasury stock transactions).....	B509		0	5.
6. Treasury stock transactions, net.....	B510		0	6.
7. Changes incident to business combinations, net.....	4356		0	7.
8. LESS: Cash dividends declared on preferred stock.....	4470		0	8.
9. LESS: Cash dividends declared on common stock.....	4460		14,120	9.
10. Other comprehensive income (1).....	B511		(26)	10.
11. Other transactions with stockholders (including a parent holding company)* (not included in items 5, 6, 8, or 9 above).....	4415		0	11.
12. Total bank equity capital end of current period (sum of items 3 through 11) (must equal Schedule RC, item 27.a).....	3210		12,694	12.

\* Describe on Schedule RI-E—Explanations.

1 Includes, but is not limited to, changes in net unrealized holding gains (losses) on available-for-sale debt securities, changes in accumulated net gains (losses) on cash flow hedges, and pension and other postretirement plan-related changes other than net periodic benefit cost.

# Schedule RI-B—Charge-offs and Recoveries on Loans and Leases and Changes in Allowances for Credit Losses

## Part I. Charge-offs and Recoveries on Loans and Leases

Part I includes charge-offs and recoveries through the allocated transfer risk reserve.

	(Column A) Charge-offs <sup>1</sup>		(Column B) Recoveries		
	Calendar year-to-date				
	RIAD	Amount	RIAD	Amount	
Dollar Amounts in Thousands					
1. Loans secured by real estate:					
a. Construction, land development, and other land loans:					
(1) 1-4 family residential construction loans.....	C891	0	C892	0	1.a.1.
(2) Other construction loans and all land development and other land loans.....	C893	0	C894	0	1.a.2.
b. Secured by farmland.....	3584	0	3585	0	1.b.
c. Secured by 1-4 family residential properties:					
(1) Revolving, open-end loans secured by 1-4 family residential properties and extended under lines of credit.....	5411	0	5412	0	1.c.1.
(2) Closed-end loans secured by 1-4 family residential properties:					
(a) Secured by first liens.....	C234	0	C217	0	1.c.2.a.
(b) Secured by junior liens.....	C235	0	C218	0	1.c.2.b.
d. Secured by multifamily (5 or more) residential properties.....	3588	0	3589	0	1.d.
e. Secured by nonfarm nonresidential properties:					
(1) Loans secured by owner-occupied nonfarm nonresidential properties.....	C895	0	C896	0	1.e.1.
(2) Loans secured by other nonfarm nonresidential properties.....	C897	0	C898	0	1.e.2.
2. and 3. Not applicable					
4. Commercial and industrial loans.....	4638	0	4608	0	4.
5. Loans to individuals for household, family, and other personal expenditures:					
a. Credit cards.....	B514	0	B515	0	5.a.
b. Automobile loans.....	K129	0	K133	0	5.b.
c. Other (includes revolving credit plans other than credit cards and other consumer loans).....	K205	0	K206	0	5.c.
6. Not applicable					
7. All other loans (2).....	4644	0	4628	0	7.
8. Lease financing receivables.....	4266	0	4267	0	8.
9. Total (sum of items 1 through 8).....	4635	0	4605	0	9.

1 Include write-downs arising from transfers of loans to a held-for-sale account.

2 Includes charge-offs and recoveries on "Loans to depository institutions and acceptances of other banks," "Loans to finance agricultural production and other loans to farmers," "Obligations (other than securities and leases) of states and political subdivisions in the U.S.," and "Loans to non-depository financial institutions and other loans."

**Schedule RI-B—Continued**

**Memoranda**

	(Column A) Charge-offs <sup>1</sup>		(Column B) Recoveries		
	Calendar year-to-date				
	RIAD	Amount	RIAD	Amount	
Dollar Amounts in Thousands					
1. Loans to finance commercial real estate, construction, and land development activities (not secured by real estate) included in Schedule RI-B, Part I, items 4 and 7, above.....	5409	0	5410	0	M.1.
2. <i>Memorandum items 2.a through 2.d are to be completed by banks with \$300 million or more in total assets:</i> <sup>2</sup>					
a. Loans secured by real estate to non-U.S. addressees (domicile) (included in Schedule RI-B, Part I, item 1, above).....	4652	NR	4662	NR	M.2.a.
b. Not applicable					
c. Commercial and industrial loans to non-U.S. addressees (domicile) (included in Schedule RI-B, Part I, item 4, above).....	4646	NR	4618	NR	M.2.c.
d. Leases to individuals for household, family, and other personal expenditures (included in Schedule RI-B, Part I, item 8, above).....	F185	NR	F187	NR	M.2.d.
<i>Memorandum item 3 is to be completed by:</i> <sup>2</sup>					
• banks with \$300 million or more in total assets, and					
• banks with less than \$300 million in total assets that have loans to finance agricultural production and other loans to farmers (Schedule RC-C, Part I, item 3) exceeding 5 percent of total loans.					
3. Loans to finance agricultural production and other loans to farmers (included in Schedule RI-B, Part I, item 7, above).....	4655	NR	4665	NR	M.3.

*Memorandum item 4 is to be completed by banks that (1) together with affiliated institutions, have outstanding credit card receivables (as defined in the instructions) that exceed \$500 million as of the report date or (2) are credit card specialty banks as defined for Uniform Bank Performance Report purposes.*

	Calendar Year-to-date		
	RIAD	Amount	
4. Uncollectible retail credit card fees and finance charges reversed against income (i.e., not included in charge-offs against the allowance for credit losses on loans and leases).....	C388	NR	M.4.

1 Include write-downs arising from transfers of loans to a held-for-sale account.

2 The \$300 million asset-size test and the 5 percent of total loans test are based on the total assets and total loans reported on the June 30, 2023, Report of Condition.

## Schedule RI-B—Continued

### Part II. Changes in Allowances for Credit Losses

Dollar Amounts in Thousands	(Column A) Loans and Leases Held for Investment		(Column B) Held-to-Maturity Debt Securities		(Column C) Available-for-Sale Debt Securities		
	RIAD	Amount	RIAD	Amount	RIAD	Amount	
1. Balance most recently reported for the December 31, 2023, Reports of Condition and Income (i.e., after adjustments from amended Reports of Income).....	B522	0	JH88	0	JH94	0	1.
2. Recoveries (column A must equal Part I, item 9, column B, above).....	4605	0	JH89	0	JH95	0	2.
3. LESS: Charge-offs (column A must equal Part I, item 9, column A, above less Schedule RI-B, Part II, item 4, column A).....	C079	0	JH92	0	JH98	0	3.
4. LESS: Write-downs arising from transfers of financial assets.....	5523	0	JJ00	0	JJ01	0	4.
5. Provisions for credit losses (1).....	4230	0	JH90	0	JH96	0	5.
6. Adjustments* (see instructions for this schedule).....	C233	0	JH91	0	JH97	0	6.
7. Balance end of current period (sum of items 1, 2, 5, and 6, less items 3 and 4) (column A must equal Schedule RC, item 4.c).....	3123	0	JH93	0	JH99	0	7.

\* Describe on Schedule RI-E - Explanations.

**1 The sum of item 5, columns A through C, plus Schedule RI-B, Part II, Memorandum items 5 and 7, below, must equal Schedule RI, item 4.**

### Memoranda

Dollar Amounts in Thousands	RIAD	Amount	
1. Allocated transfer risk reserve included in Schedule RI-B, Part II, item 7, column A, above.....	C435	0	M.1.
<i>Memorandum items 2 and 3 are to be completed by banks that (1) together with affiliated institutions, have outstanding credit card receivables (as defined in the instructions) that exceed \$500 million as of the report date, or (2) are credit card specialty banks as defined for Uniform Bank Performance Report purposes.</i>			
2. Separate valuation allowance for uncollectible retail credit card fees and finance charges.....	C389	NR	M.2.
<b>3. Amount of allowance for credit losses on loans and leases attributable to retail credit card fees and finance charges.....</b>	C390	NR	M.3.
<b>4. Not applicable</b>			
5. Provisions for credit losses on other financial assets measured at amortized cost (not included in item 5, above).....	JJ02	0	M.5.
6. Allowance for credit losses on other financial assets measured at amortized cost (not included in item 7, above).....	RC0N		
	JJ03	0	M.6.
7. Provisions for credit losses on off-balance-sheet credit exposures.....	RIAD		
	MG93	0	M.7.
8. Estimated amount of expected recoveries of amounts previously written off included within the allowance for credit losses on loans and leases held for investment (included in item 7, column A, "Balance end of current period," above).....			
	MG94	0	M.8.

### Schedule RI-C—Disaggregated Data on the Allowances for Credit Losses

Schedule RI-C is to be completed by institutions with \$1 billion or more in total assets.<sup>1</sup>

	(Column A) Amortized Cost		(Column B) Allowance Balance		
	RCON	Amount	RCON	Amount	
Dollar Amounts in Thousands					
<b>Loans and Leases Held for Investment:</b>					
1. Real estate loans:					
a. Construction loans.....	JJ04	NR	JJ12	NR	1.a.
b. Commercial real estate loans.....	JJ05	NR	JJ13	NR	1.b.
c. Residential real estate loans.....	JJ06	NR	JJ14	NR	1.c.
2. Commercial loans (2).....	JJ07	NR	JJ15	NR	2.
3. Credit cards.....	JJ08	NR	JJ16	NR	3.
4. Other consumer loans.....	JJ09	NR	JJ17	NR	4.
5. Unallocated, if any.....			JJ18	NR	5.
6. Total (sum of items 1.a through 5) (3).....	JJ11	NR	JJ19	NR	6.

	Allowance Balance		
	RCON	Amount	
Dollar Amounts in Thousands			
<b>Held-to-Maturity Securities:</b>			
7. Securities issued by states and political subdivisions in the U.S.....	JJ20	NR	7.
8. Mortgage-backed securities (MBS) (including CMOs, REMICs, and stripped MBS).....	JJ21	NR	8.
9. Asset-backed securities and structured financial products.....	JJ23	NR	9.
10. Other debt securities.....	JJ24	NR	10.
11. Total (sum of items 7 through 10) (4).....	JJ25	NR	11.

<sup>1</sup> The \$1 billion asset-size test is based on the total assets reported on the June 30, 2023, Report of Condition.  
<sup>2</sup> Include all loans and leases not reported as real estate loans, credit cards, or other consumer loans in items 1, 3, or 4 of Schedule RI-C.  
<sup>3</sup> Item 6, column B, must equal Schedule RC, item 4.c.  
<sup>4</sup> Item 11 must equal Schedule RI-B, Part II, item 7, column B.

### Schedule RI-E—Explanations

Schedule RI-E is to be completed each quarter on a calendar year-to-date basis.

Detail all adjustments in Schedule RI-A and RI-B, all discontinued operations in Schedule RI, and all significant items of other noninterest income and other noninterest expense in Schedule RI (See instructions for details.)

		Dollar Amounts in Thousands		Year-to-date		
				RIAD	Amount	
<b>1. Other noninterest income (from Schedule RI, item 5.l)</b>						
Itemize and describe amounts greater than \$100,000 that exceed 7% of Schedule RI, item 5.l:						
a.	Income and fees from the printing and sale of checks.....	C013	0			1.a.
b.	Earnings on/increase in value of cash surrender value of life insurance.....	C014	0			1.b.
c.	Income and fees from automated teller machines (ATMs).....	C016	0			1.c.
d.	Rent and other income from other real estate owned.....	4042	0			1.d.
e.	Safe deposit box rent.....	C015	0			1.e.
f.	Bank card and credit card interchange fees.....	F555	0			1.f.
g.	Income and fees from wire transfers not reportable as service charges on deposit accounts.....	T047	0			1.g.
h.	TEXT 4461	4461	0			1h.
i.	TEXT 4462	4462	0			1i.
j.	TEXT 4463	4463	0			1j.
<b>2. Other noninterest expense (from Schedule RI, item 7.d)</b>						
Itemize and describe amounts greater than \$100,000 that exceed 7% of Schedule RI, item 7.d:						
a.	Data processing expenses.....	C017	0			2.a.
b.	Advertising and marketing expenses.....	0497	0			2.b.
c.	Directors' fees.....	4136	0			2.c.
d.	Printing, stationery, and supplies.....	C018	0			2.d.
e.	Postage.....	8403	0			2.e.
f.	Legal fees and expenses.....	4141	0			2.f.
g.	FDIC deposit insurance assessments.....	4146	0			2.g.
h.	Accounting and auditing expenses.....	F556	0			2.h.
i.	Consulting and advisory expenses.....	F557	0			2.i.
j.	Automated teller machine (ATM) and interchange expenses.....	F558	0			2.j.
k.	Telecommunications expenses.....	F559	0			2.k.
l.	Other real estate owned expenses.....	Y923	0			2.l.
m.	Insurance expenses (not included in employee expenses, premises and fixed asset expenses, and other real estate owned expenses).....	Y924	0			2.m.
n.	TEXT 4464 Software Maintenance Agreements	4464	94			2.n.
o.	TEXT 4467	4467	0			2.o.
p.	TEXT 4468	4468	0			2.p.
<b>3. Discontinued operations and applicable income tax effect (from Schedule RI, item 11)</b>						
(itemize and describe each discontinued operation):						
a. (1)	TEXT FT29	FT29	0			3.a.1.
	(2) Applicable income tax effect.....	FT30	0			3.a.2.
b. (1)	TEXT FT31	FT31	0			3.b.1.
	(2) Applicable income tax effect.....	FT32	0			3.b.2.

### Schedule RI-E—Continued

		Dollar Amounts in Thousands		Year-to-date	
				RIAD	Amount
4. Cumulative effect of changes in accounting principles and corrections of material accounting errors (from Schedule RI-A, item 2) (itemize and describe all such effects):					
a.	TEXT B526 Accrual vs. Cash basis for Income Received	B526	(2,396)		4.a.
b.	TEXT B527	B527	0		4.b.
5. Other transactions with stockholders (including a parent holding company) (from Schedule RI-A, item 11) (itemize and describe all such transactions):					
a.	TEXT 4498	4498	0		5.a.
b.	TEXT 4499	4499	0		5.b.
6. Adjustments to allowances for credit losses (from Schedule RI-B, Part II, item 6) (itemize and describe all adjustments):					
a.	<b>Initial allowances for credit losses recognized upon the acquisition of purchased credit-deteriorated assets (1).....</b>	JJ27	0		6.a.
b.	TEXT 4521	4521	0		6.b.
c.	TEXT 4522	4522	0		6.c.
7. Other explanations (the space below is provided for the bank to briefly describe, at its option, any other significant items affecting the Report of Income):					
Comments?.....		RIAD	YES / NO		7.
		4769	NO		

Other explanations (please type or print clearly; 750 character limit):  
(TEXT 4769)

<sup>1</sup> Institutions should report initial allowances for credit losses recognized upon the acquisition of purchased credit-deteriorated assets after the adoption of FASB ASC Topic 326.

# Consolidated Report of Condition for Insured Banks and Savings Associations for December 31, 2024

All schedules are to be reported in thousands of dollars. Unless otherwise indicated, report the amount outstanding as of the last business day of the quarter.

## Schedule RC—Balance Sheet

		Dollar Amounts in Thousands	RCON	Amount	
<b>Assets</b>					
1. Cash and balances due from depository institutions (from Schedule RC-A):					
a. Noninterest-bearing balances and currency and coin (1).....			0081	1,050	1.a.
b. Interest-bearing balances (2).....			0071	9,866	1.b.
2. Securities:					
a. Held-to-maturity securities (from Schedule RC-B, column A) (3).....			JJ34	0	2.a.
b. Available-for-sale debt securities (from Schedule RC-B, column D).....			1773	2,300	2.b.
c. Equity securities with readily determinable fair values not held for trading (4).....			JA22	0	2.c.
3. Federal funds sold and securities purchased under agreements to resell:					
a. Federal funds sold.....			B987	0	3.a.
b. Securities purchased under agreements to resell (5,6).....			B989	0	3.b.
4. Loans and lease financing receivables (from Schedule RC-C):					
a. Loans and leases held for sale.....			5369	0	4.a.
b. Loans and leases held for investment.....	8528	0			4.b.
c. LESS: Allowance for credit losses on loans and leases.....	3123	0			4.c.
d. Loans and leases held for investment, net of allowance (item 4.b minus 4.c).....			B529	0	4.d.
5. Trading assets (from Schedule RC-D).....					
6. Premises and fixed assets (including right-of-use assets).....					
7. Other real estate owned (from Schedule RC-M).....					
8. Investments in unconsolidated subsidiaries and associated companies.....					
9. Direct and indirect investments in real estate ventures.....					
10. Intangible assets (from Schedule RC-M).....					
11. Other assets (from Schedule RC-F) (6).....					
12. Total assets (sum of items 1 through 11).....					
<b>Liabilities</b>					
13. Deposits:					
a. In domestic offices (sum of totals of columns A and C from Schedule RC-E).....			2200	0	13.a.
(1) Noninterest-bearing (7).....	6631	0			13.a.1.
(2) Interest-bearing.....	6636	0			13.a.2.
b. Not applicable					
14. Federal funds purchased and securities sold under agreements to repurchase:					
a. Federal funds purchased (8).....			B993	0	14.a.
b. Securities sold under agreements to repurchase (9).....			B995	0	14.b.
15. Trading liabilities (from Schedule RC-D).....					
16. Other borrowed money (includes mortgage indebtedness) (from Schedule RC-M).....					
17. and 18. Not applicable					
19. Subordinated notes and debentures (10).....					
			3200	0	19.

1 Includes cash items in process of collection and unposted debits.

2 Includes time certificates of deposit not held for trading.

3 Institutions should report in item 2.a amounts net of any applicable allowance for credit losses, and item 2.a should equal Schedule RC-B, item 8, column A, less Schedule RI-B, Part II, item 7, column B.

4 Item 2.c is to be completed by all institutions. See the instructions for this item and the Glossary entry for "Securities Activities" for further detail on accounting for investments in equity securities.

5 Includes all securities resale agreements, regardless of maturity.

6 Institutions should report in items 3.b and 11 amounts net of any applicable allowance for credit losses.

7 Includes noninterest-bearing, demand, time, and savings deposits.

8 Report overnight Federal Home Loan Bank advances in Schedule RC, item 16, "Other borrowed money."

9 Includes all securities repurchase agreements, regardless of maturity.

10 Includes limited-life preferred stock and related surplus.



**Schedule RC—Continued**

Dollar Amounts in Thousands

	RCON	Amount	
<b>Liabilities—continued</b>			
20. Other liabilities (from Schedule RC-G).....	2930	522	20.
21. Total liabilities (sum of items 13 through 20).....	2948	522	21.
22. Not applicable			
<b>Equity Capital</b>			
<b>Bank Equity Capital</b>			
23. Perpetual preferred stock and related surplus.....	3838	0	23.
24. Common stock.....	3230	400	24.
25. Surplus (excludes all surplus related to preferred stock).....	3839	1,667	25.
26. a. Retained earnings.....	3632	10,653	26.a.
b. Accumulated other comprehensive income (1).....	8530	(26)	26.b.
c. Other equity capital components (2).....	A130	0	26.c.
27. a. Total bank equity capital (sum of items 23 through 26.c).....	3210	12,694	27.a.
b. Noncontrolling (minority) interests in consolidated subsidiaries.....	3000	0	27.b.
28. Total equity capital (sum of items 27.a and 27.b).....	G105	12,694	28.
29. Total liabilities and equity capital (sum of items 21 and 28).....	3300	13,216	29.

**Memoranda**

**To be reported with the March Report of Condition.**

1. Indicate in the box at the right the number of the statement below that best describes the most comprehensive level of auditing work performed for the bank by independent external auditors as of any date during 2023.....

RCON	Number
6724	NR

M.1.

- 1a = An integrated audit of the reporting institution's financial statements and its internal control over financial reporting conducted in accordance with the standards of the American Institute of Certified Public Accountants (AICPA) or the Public Company Accounting Oversight Board (PCAOB) by an independent public accountant that submits a report on the institution
- 1b = An audit of the reporting institution's financial statements only conducted in accordance with the auditing standards of the AICPA or the PCAOB by an independent public accountant that submits a report on the institution
- 2a = An integrated audit of the reporting institution's parent holding company's consolidated financial statements and its internal control over financial reporting conducted in accordance with the standards of the AICPA or the PCAOB by an independent public accountant that submits a report on the consolidated holding company (but not on the institution separately)
- 2b = An audit of the reporting institution's parent holding company's consolidated financial statements only conducted in accordance with the auditing standards of the AICPA or the PCAOB by an independent public accountant that submits a report on the consolidated holding company (but not on the institution separately)

- 3 = This number is not to be used
- 4 = Directors' examination of the bank conducted in accordance with generally accepted auditing standards by a certified public accounting firm (may be required by state-chartering authority)
- 5 = Directors' examination of the bank performed by other external auditors (may be required by state-chartering authority)
- 6 = Review of the bank's financial statements by external auditors
- 7 = Compilation of the bank's financial statements by external auditors
- 8 = Other audit procedures (excluding tax preparation work)
- 9 = No external audit work

**To be reported with the March Report of Condition.**

2. Bank's fiscal year-end date (report the date in MMDD format).....

RCON	Date
8678	NR

M.2.

1 Includes, but is not limited to, net unrealized holding gains (losses) on available-for-sale securities, accumulated net gains (losses) on cash flow hedges, and accumulated defined benefit pension and other postretirement plan adjustments.  
2 Includes treasury stock and unearned Employee Stock Ownership Plan shares.

### Schedule RC-A—Cash and Balances Due From Depository Institutions

Schedule RC-A is to be completed only by banks with \$300 million or more in total assets.<sup>1</sup>  
Exclude assets held for trading.

		Dollar Amounts in Thousands		RCON	Amount	
1.	Cash items in process of collection, unposted debits, and currency and coin:					
a.	Cash items in process of collection and unposted debits.....	0020		NR		1.a.
b.	Currency and coin.....	0080		NR		1.b.
2.	Balances due from depository institutions in the U.S.....	0082		NR		2.
3.	Balances due from banks in foreign countries and foreign central banks.....	0070		NR		3.
4.	Balances due from Federal Reserve Banks.....	0090		NR		4.
5.	Total (sum of items 1 through 4) (must equal Schedule RC, sum of items 1.a and 1.b).....	0010		NR		5.

<sup>1</sup> The \$300 million asset-size test is based on the total assets reported on the June 30, 2023, Report of Condition.

### Schedule RC-B—Securities

Exclude assets held for trading.

	Held-to-maturity				Available-for-sale				
	(Column A)		(Column B)		(Column C)		(Column D)		
	Amortized Cost	Fair Value	Amortized Cost	Fair Value	Amortized Cost	Fair Value	Amortized Cost	Fair Value	
Dollar Amounts in Thousands	RCON	Amount	RCON	Amount	RCON	Amount	RCON	Amount	
1. U.S. Treasury securities.....	0211	0	0213	0	1286	2,291	1287	2,300	1.
2. U.S. Government agency and sponsored agency obligations (exclude mortgage-backed securities) (1).....	HT50	0	HT51	0	HT52	0	HT53	0	2.
3. Securities issued by states and political subdivisions in the U.S.....	8496	0	8497	0	8498	0	8499	0	3.

<sup>1</sup> Includes Small Business Administration "Guaranteed Loan Pool Certificates," U.S. Maritime Administration obligations", Export –Import Bank participation certificates", and obligations (other than mortgage-backed securities) issued by the Farm Credit System, the Federal Home Loan Bank System, the Federal Home Loan Mortgage Corporation, the Federal National Mortgage Association, the Resolution Funding Corporation, the Student Loan Marketing Association, and the Tennessee Valley Authority.

**Schedule RC-B—Continued**

Dollar Amounts in Thousands	Held-to-maturity				Available-for-sale				
	(Column A)		(Column B)		(Column C)		(Column D)		
	Amortized Cost		Fair Value		Amortized Cost		Fair Value		
	RCON	Amount	RCON	Amount	RCON	Amount	RCON	Amount	
<b>4. Mortgage-backed securities (MBS):</b>									
<b>a. Residential mortgage pass-through securities:</b>									
(1) Guaranteed by GNMA.....	G300	0	G301	0	G302	0	G303	0	4.a.1.
(2) Issued by FNMA and FHLMC.....	G304	0	G305	0	G306	0	G307	0	4.a.2.
(3) Other pass-through securities.....	G308	0	G309	0	G310	0	G311	0	4.a.3.
<b>b. Other residential mortgage-backed securities (include CMOs, REMICs, and stripped MBS):</b>									
(1) Issued or guaranteed by U.S. Government agencies or sponsored agencies (1).....	G312	0	G313	0	G314	0	G315	0	4.b.1.
(2) Collateralized by MBS issued or guaranteed by U.S. Government agencies or sponsored agencies (1).....	G316	0	G317	0	G318	0	G319	0	4.b.2.
(3) All other residential MBS.....	G320	0	G321	0	G322	0	G323	0	4.b.3.
<b>c. Commercial MBS:</b>									
(1) Commercial mortgage pass-through securities:									
(a) Issued or guaranteed by FNMA, FHLMC, or GNMA.....	K142	0	K143	0	K144	0	K145	0	4.c.1.a.
(b) Other pass-through securities.....	K146	0	K147	0	K148	0	K149	0	4.c.1.b.

<sup>1</sup> U.S. Government agencies include, but are not limited to, such agencies as the Government National Mortgage Association (GNMA), the Federal Deposit Insurance Corporation (FDIC), and the National Credit Union Administration (NCUA). U.S. Government-sponsored agencies include, but are not limited to, such agencies as the Federal Home Loan Mortgage Corporation (FHLMC) and the Federal National Mortgage Association (FNMA).

**Schedule RC-B—Continued**

Dollar Amounts in Thousands	Held-to-maturity				Available-for-sale			
	(Column A)		(Column B)		(Column C)		(Column D)	
	Amortized Cost		Fair Value		Amortized Cost		Fair Value	
	RCON	Amount	RCON	Amount	RCON	Amount	RCON	Amount
4. c.(2) Other commercial MBS:								
(a) Issued or guaranteed by U.S. Government agencies or sponsored agencies (1).....	K150	0	K151	0	K152	0	K153	0
(b) All other commercial MBS.....	K154	0	K155	0	K156	0	K157	0
5. Asset-backed securities and structured financial products:								
a. Asset-backed securities (ABS).....	C026	0	C988	0	C989	0	C027	0
b. Structured financial products.....	HT58	0	HT59	0	HT60	0	HT61	0
6. Other debt securities:								
a. Other domestic debt securities.....	1737	0	1738	0	1739	0	1741	0
b. Other foreign debt securities.....	1742	0	1743	0	1744	0	1746	0
7. Unallocated portfolio layer fair value hedge basis adjustments (2).....					MG95	NR		
8. Total (sum of items 1 through 7) (3).....	1754	0	1771	0	1772	2,291	1773	2,300

1 U.S. Government agencies include, but are not limited to, such agencies as the Government National Mortgage Association (GNMA), the Federal Deposit Insurance Corporation (FDIC), and the National Credit Union Administration (NCUA). U.S. Government-sponsored agencies include, but are not limited to, such agencies as the Federal Home Loan Mortgage Corporation (FHLMC) and the Federal National Mortgage Association (FNMA).

2 This item is to be completed by institutions that have adopted ASU 2022-01, as applicable.

3 The total reported in column A must equal Schedule RC, item 2.a, plus Schedule RI-B, Part II, item 7, column B. The total reported in column D must equal Schedule RC, item 2.b.

# Schedule RC-B—Continued

## Memoranda

	Dollar Amounts in Thousands		
	RCON	Amount	
1. Pledged securities (1).....	0416	0	M.1.
2. Maturity and repricing data for debt securities (excluding those in nonaccrual status):			
a. Securities issued by the U.S. Treasury, U.S. Government agencies, and states and political subdivisions in the U.S.; other non-mortgage debt securities; and mortgage pass-through securities other than those backed by closed-end first lien 1-4 family residential mortgages with a remaining maturity or next repricing date of: (2,3)			
(1) Three months or less.....	A549	0	M.2.a.1.
(2) Over three months through 12 months.....	A550	2,300	M.2.a.2.
(3) Over one year through three years.....	A551	0	M.2.a.3.
(4) Over three years through five years.....	A552	0	M.2.a.4.
(5) Over five years through 15 years.....	A553	0	M.2.a.5.
(6) Over 15 years.....	A554	0	M.2.a.6.
b. Mortgage pass-through securities backed by closed-end first lien 1-4 family residential mortgages with a remaining maturity or next repricing date of: (2,4)			
(1) Three months or less.....	A555	0	M.2.b.1.
(2) Over three months through 12 months.....	A556	0	M.2.b.2.
(3) Over one year through three years.....	A557	0	M.2.b.3.
(4) Over three years through five years.....	A558	0	M.2.b.4.
(5) Over five years through 15 years.....	A559	0	M.2.b.5.
(6) Over 15 years.....	A560	0	M.2.b.6.
c. Other mortgage-backed securities (include CMOs, REMICs, and stripped MBS; exclude mortgage pass-through securities) with an expected average life of: (5)			
(1) Three years or less.....	A561	0	M.2.c.1.
(2) Over three years.....	A562	0	M.2.c.2.
d. Debt securities with a REMAINING MATURITY of one year or less (included in Memorandum items 2.a through 2.c above).....	A248	0	M.2.d.
<i>Memorandum item 3 is to be completed semiannually in the June and December reports only.</i>			
3. Amortized cost of held-to-maturity securities sold or transferred to available-for-sale or trading securities during the calendar year-to-date (report the amortized cost at date of sale or transfer).....	1778	0	M.3.
4. Structured notes (included in the held-to-maturity and available-for-sale accounts in Schedule RC-B, items 2, 3, 5, and 6):			
a. Amortized cost.....	8782	0	M.4.a.
b. Fair value.....	8783	0	M.4.b.

1 Includes held-to-maturity securities at amortized cost, available-for-sale debt securities at fair value, and equity securities with readily determinable fair values not held for trading (reported in Schedule RC, item 2.c) at fair value.

2 Report fixed rate debt securities by remaining maturity and floating rate debt securities by next repricing date.

3 Sum of Memorandum items 2.a.(1) through 2.a.(6) plus any nonaccrual debt securities in the categories of debt securities reported in Memorandum item 2.a that are included in Schedule RC-N, item 10, column C, must equal Schedule RC-B, sum of items 1, 2, 3, 4.c.(1), 5, and 6, columns A and D, plus residential mortgage pass-through securities other than those backed by closed-end first lien 1 –4 family residential mortgages included in Schedule RC-B, item 4.a, columns A and D.

4 Sum of Memorandum items 2.b.(1) through 2.b.(6) plus any nonaccrual mortgage pass-through securities backed by closed-end first lien 1 –4 family residential mortgages included in Schedule RC-N, item 10, column C, must equal Schedule RC-B, item 4.a, sum of columns A and D, less the amount of residential mortgage pass-through securities other than those backed by closed-end first lien 1 –4 family residential mortgages included in Schedule RC-B, item 4.a, columns A and D.

5 Sum of Memorandum items 2.c.(1) and 2.c.(2) plus any nonaccrual "Other mortgage-backed securities" included in Schedule RC-N, item 10, column C, must equal Schedule RC-B, sum of items 4.b and 4.c.(2), columns A and D.

# Schedule RC-B—Continued

## Memoranda—Continued

Dollar Amounts in Thousands	Held-to-maturity				Available-for-sale				
	(Column A) Amortized Cost		(Column B) Fair Value		(Column C) Amortized Cost		(Column D) Fair Value		
	RCON	Amount	RCON	Amount	RCON	Amount	RCON	Amount	
<i>Memorandum items 5.a through 5.f and 6.a through 6.g are to be completed by banks with \$10 billion or more in total assets.<sup>1</sup></i>									
<b>5. Asset-backed securities (ABS)</b> (for each column, sum of Memorandum items 5.a through 5.f must equal Schedule RC-B, item 5.a):									
a. Credit card receivables.....	B838	NR	B839	NR	B840	NR	B841	NR	M.5.a.
b. Home equity lines.....	B842	NR	B843	NR	B844	NR	B845	NR	M.5.b.
c. Automobile loans.....	B846	NR	B847	NR	B848	NR	B849	NR	M.5.c.
d. Other consumer loans.....	B850	NR	B851	NR	B852	NR	B853	NR	M.5.d.
e. Commercial and industrial loans.....	B854	NR	B855	NR	B856	NR	B857	NR	M.5.e.
f. Other.....	B858	NR	B859	NR	B860	NR	B861	NR	M.5.f.
<b>6. Structured financial products</b> by underlying collateral or reference assets (for each column, sum of Memorandum items 6.a through 6.g must equal Schedule RC-B, item 5.b):									
a. Trust preferred securities issued by financial institutions.....	G348	NR	G349	NR	G350	NR	G351	NR	M.6.a.
b. Trust preferred securities issued by real estate investment trusts.....	G352	NR	G353	NR	G354	NR	G355	NR	M.6.b.
c. Corporate and similar loans.....	G356	NR	G357	NR	G358	NR	G359	NR	M.6.c.
d. 1-4 family residential MBS issued or guaranteed by U.S. Government-sponsored enterprises (GSEs).....	G360	NR	G361	NR	G362	NR	G363	NR	M.6.d.
e. 1-4 family residential MBS not issued or guaranteed by GSEs.....	G364	NR	G365	NR	G366	NR	G367	NR	M.6.e.
f. Diversified (mixed) pools of structured financial products.....	G368	NR	G369	NR	G370	NR	G371	NR	M.6.f.
g. Other collateral or reference assets.....	G372	NR	G373	NR	G374	NR	G375	NR	M.6.g.
<b>7. Guaranteed by U.S. Government agencies or sponsored agencies included in Schedule RC-B, item 5.b.....</b>									
	PU98	0	PU99	0	PV00	0	PV01	0	M.7.

<sup>1</sup> The \$10 billion asset-size test is based on the total assets reported on the June 30, 2023, Report of Condition.

# Schedule RC-C—Loans and Lease Financing Receivables

## Part I. Loans and Leases

Do not deduct the allowance for credit losses on loans and leases or the allocated transfer risk reserve from amounts reported in this schedule. Report (1) loans and leases held for sale at the lower of cost or fair value, (2) loans and leases held for investment, net of unearned income, and (3) loans and leases accounted for at fair value under a fair value option. Exclude assets held for trading and commercial paper.

	(Column A) To Be Completed by Banks with \$300 Million or More in Total Assets <sup>1</sup>		(Column B) To Be Completed by All Banks	
	RCON	Amount	RCON	Amount
Dollar Amounts in Thousands				
1. Loans secured by real estate:				
a. Construction, land development, and other land loans:				
(1) 1-4 family residential construction loans.....			F158	0 1.a.1.
(2) Other construction loans and all land development and other land loans.....			F159	0 1.a.2.
b. Secured by farmland (including farm residential and other improvements).....			1420	0 1.b.
c. Secured by 1-4 family residential properties:				
(1) Revolving, open-end loans secured by 1-4 family residential properties and extended under lines of credit.....			1797	0 1.c.1.
(2) Closed-end loans secured by 1-4 family residential properties:				
(a) Secured by first liens.....			5367	0 1.c.2.a.
(b) Secured by junior liens.....			5368	0 1.c.2.b.
d. Secured by multifamily (5 or more) residential properties.....			1460	0 1.d.
e. Secured by nonfarm nonresidential properties:				
(1) Loans secured by owner-occupied nonfarm nonresidential properties.....			F160	0 1.e.1.
(2) Loans secured by other nonfarm nonresidential properties.....			F161	0 1.e.2.
2. Loans to depository institutions and acceptances of other banks.....			1288	0 2.
a. To commercial banks in the U.S.:.....	B531	NR		
b. To other depository institutions in the U.S.....	B534	NR		
c. To banks in foreign countries.....	B535	NR		
3. Loans to finance agricultural production and other loans to farmers.....			1590	0 3.
4. Commercial and industrial loans.....			1766	0 4.
a. To U.S. addressees (domicile).....	1763	NR		
b. To non-U.S. addressees (domicile).....	1764	NR		
5. Not applicable				
6. Loans to individuals for household, family, and other personal expenditures (i.e., consumer loans) (includes purchased paper):				
a. Credit cards.....			B538	0 6.a.
b. Other revolving credit plans.....			B539	0 6.b.
c. Automobile loans.....			K137	0 6.c.
d. Other consumer loans (includes single payment and installment, loans other than automobile loans, and all student loans).....			K207	0 6.d.
7. Not applicable				
8. Obligations (other than securities and leases) of states and political subdivisions in the U.S.....			2107	0 8.

<sup>1</sup> The \$300 million asset-size test is based on the total assets reported on the June 30, 2023, Report of Condition.

# Schedule RC-C—Continued

## Part I. Continued

	(Column A) To Be Completed by Banks with \$300 Million or More in Total Assets <sup>1</sup>		(Column B) To Be Completed by All Banks	
	RCON	Amount	RCON	Amount
Dollar Amounts in Thousands				
9. Loans to nondepository financial institutions and other loans:				
a. Loans to nondepository financial institutions.....			J454	0
b. Other loans.....			J464	0
<b>(1) Loans for purchasing or carrying securities, including margin loans.....</b>	1545	NR		
<b>(2) All other loans (exclude consumer loans).....</b>	J451	NR		
10. Lease financing receivables (net of unearned income).....			2165	0
a. Leases to individuals for household, family, and other personal expenditures (i.e., consumer leases).....	F162	NR		
b. All other leases.....	F163	NR		
11. LESS: Any unearned income on loans reflected in items 1-9 above.....			2123	0
12. Total loans and leases held for investment and held for sale (sum of items 1 through 10 minus item 11) (must equal Schedule RC, sum of items 4.a and 4.b).....			2122	0

## Memoranda

	Dollar Amounts in Thousands		RCON	Amount
	RCON	Amount		
<b>1. Loan modifications to borrowers experiencing financial difficulty that are in compliance with their modified terms (included in Schedule RC-C, Part I, and not reported as past due or nonaccrual in Schedule RC-N, Memorandum item 1):</b>				
a. Construction, land development, and other land loans:				
(1) 1-4 family residential construction loans.....	K158			0
(2) Other construction loans and all land development and other land loans.....	K159			0
b. Loans secured by 1-4 family residential properties.....	F576			0
c. Secured by multifamily (5 or more) residential properties.....	K160			0
d. Secured by nonfarm nonresidential properties:				
(1) Loans secured by owner-occupied nonfarm nonresidential properties.....	K161			0
(2) Loans secured by other nonfarm nonresidential properties.....	K162			0
e. Commercial and industrial loans.....	K256			0
<i>Memorandum items 1.e.(1) and (2) are to be completed by banks with \$300 million or more in total assets<sup>1</sup> (sum of Memorandum items 1.e.(1) and (2) must equal Memorandum item 1.e):</i>				
(1) To U.S. addressees (domicile).....	K163	NR		
(2) To non-U.S. addressees (domicile).....	K164	NR		
f. All other loans (include loans to individuals for household, family, and other personal expenditures).....			K165	0
<b>Itemize loan categories included in Memorandum item 1.f, above that exceed 10 percent of total loan modifications to borrowers experiencing financial difficulty that are in compliance with their modified terms (sum of Memorandum items 1.a through 1.e plus 1.f):</b>				
(1) Loans secured by farmland.....	K166			0
(2) and (3) Not applicable				

<sup>1</sup> The \$300 million asset-size test is based on the total assets reported on the June 30, 2023, Report of Condition.



# Schedule RC-C—Continued

## Part I—Continued

### Memoranda—Continued

		Dollar Amounts in Thousands		
	RCON	Amount	RCON	Amount
1. f. (4) Loans to individuals for household, family, and other personal expenditures:				
(a) Credit cards.....	K098	0		M.1.f.4.a.
(b) Automobile loans.....	K203	0		M.1.f.4.b.
(c) Other (includes revolving credit plans other than credit cards and other consumer loans).....	K204	0		M.1.f.4.c.
<i>Memorandum item 1.f.(5) is to be completed by:<sup>1</sup></i>				
• Banks with \$300 million or more in total assets				
• Banks with less than \$300 million in total assets that have loans to finance agricultural production and other loans to farmers (Schedule RC-C, Part I, item 3) exceeding 5 percent of total loans				
(5) Loans to finance agricultural production and other loans to farmers included in Schedule RC-C, Part I, Memorandum item 1.f, above.....	K168	NR		M.1.f.5.
<b>g. Total loan modifications to borrowers experiencing financial difficulty that are in compliance with their modified terms (sum of Memorandum items 1.a.(1) through 1.e plus 1.f).....</b>			HK25	0 M.1.g.
2. Maturity and repricing data for loans and leases (excluding those in nonaccrual status):				
a. Closed-end loans secured by first liens on 1-4 family residential properties (reported in Schedule RC-C, Part I, item 1.c.(2)(a), column B, above) with a remaining maturity or next repricing date of: (2,3)				
(1) Three months or less.....	A564	0		M.2.a.1.
(2) Over three months through 12 months.....	A565	0		M.2.a.2.
(3) Over one year through three years.....	A566	0		M.2.a.3.
(4) Over three years through five years.....	A567	0		M.2.a.4.
(5) Over five years through 15 years.....	A568	0		M.2.a.5.
(6) Over 15 years.....	A569	0		M.2.a.6.
b. All loans and leases (reported in Schedule RC-C, Part I, items 1 through 10, column B, above) EXCLUDING closed-end loans secured by first liens on 1-4 family residential properties (reported in Schedule RC-C, Part I, item 1.c.(2)(a), column B, above) with a remaining maturity or next repricing date of: (2,4)				
(1) Three months or less.....	A570	0		M.2.b.1.
(2) Over three months through 12 months.....	A571	0		M.2.b.2.
(3) Over one year through three years.....	A572	0		M.2.b.3.
(4) Over three years through five years.....	A573	0		M.2.b.4.
(5) Over five years through 15 years.....	A574	0		M.2.b.5.
(6) Over 15 years.....	A575	0		M.2.b.6.
c. Loans and leases (reported in Schedule RC-C, Part I, items 1 through 10, column B, above) with a REMAINING MATURITY of one year or less (excluding those in nonaccrual status).....	A247	0		M.2.c.

1 The \$300 million asset-size test and the 5 percent of total loans test are based on the total assets and total loans reported on the June 30, 2023, Report of Condition.

2 Report fixed rate loans and leases by remaining maturity and floating rate loans by next repricing date.

3 Sum of Memorandum items 2.a.(1) through 2.a.(6) plus total nonaccrual closed-end loans secured by first liens on 1 –4 family residential properties included in Schedule RC-N, 1.c.(2)(a), column C, must equal total closed-end loans secured by first liens on 1 –4 family residential properties from Schedule RC-C, part I, item 1.c.(2)(a), column B.

4 Sum of Memorandum items 2.b.(1) through 2.b.(6), plus total nonaccrual loans and leases from Schedule RC-N, item 9, column C, minus nonaccrual closed-end loans secured by first liens on 1–4 family residential properties included in Schedule RC-N, item 1.c.(2)(a), column C, must equal total loans and leases from Schedule RC-C, Part I, sum of items 1 through 10, column B, minus total closed-end loans secured by first liens on 1 –4 family residential properties from Schedule RC-C, Part I, item 1.c.(2)(a), column B.

# Schedule RC-C—Continued

## Part I—Continued

### Memoranda—Continued

		Dollar Amounts in Thousands		RCON	Amount	
3.	Loans to finance commercial real estate, construction, and land development activities (not secured by real estate) included in Schedule RC-C, Part I, items 4 and 9, column B (1).....	2746	0			M.3.
4.	Adjustable rate closed-end loans secured by first liens on 1-4 family residential properties (included in Schedule RC-C, Part I, item 1.c.(2)(a), column B).....	5370	0			M.4.
5.	<i>To be completed by banks with \$300 million or more in total assets:<sup>2</sup></i> Loans secured by real estate to non-U.S. addressees (domicile) (included in Schedule RC-C, Part I, items 1.a through 1.e, column B).....	B837	NR			M.5.
<p><i>Memorandum item 6 is to be completed by banks that (1) together with affiliated institutions, have outstanding credit card receivables (as defined in the instructions) that exceed \$500 million as of the report date or (2) are credit card specialty banks as defined for Uniform Bank Performance Report purposes.</i></p>						
6.	Outstanding credit card fees and finance charges included in Schedule RC-C, Part I, item 6.a.....	C391	NR			M.6.
<p><b>7. Not applicable</b></p> <p><i>Memorandum item 8.a is to be completed by all banks semiannually in the June and December reports only.</i></p>						
8.	Closed-end loans with negative amortization features secured by 1-4 family residential properties:					
a.	Total amount of closed-end loans with negative amortization features secured by 1-4 family residential properties (included in Schedule RC-C, Part I, items 1.c.(2)(a) and (b)).....	F230	0			M.8.a.
<p><i>Memorandum items 8.b and 8.c are to be completed semiannually in the June and December reports only by banks that had closed-end loans with negative amortization features secured by 1-4 family residential properties (as reported in Schedule RC-C, Part I, Memorandum item 8.a) as of the preceding December 31 report date, that exceeded the lesser of \$100 million or 5 percent of total loans and leases held for investment and held for sale (as reported in Schedule RC-C, Part I, item 12, column B).</i></p>						
b.	Total maximum remaining amount of negative amortization contractually permitted on closed-end loans secured by 1-4 family residential properties.....	F231	NR			M.8.b.
c.	Total amount of negative amortization on closed-end loans secured by 1-4 family residential properties included in the amount reported in Memorandum item 8.a above.....	F232	NR			M.8.c.
9.	Loans secured by 1-4 family residential properties in process of foreclosure (included in Schedule RC-C, Part I, items 1.c.(1), 1.c.(2)(a), and 1.c.(2)(b)).....	F577	0			M.9.
<p><i>Memorandum items 10.a through 10.e are to be completed by banks with \$10 billion or more in total assets.<sup>2</sup></i></p>						
<p><b>10. Loans to nondepository financial institutions:</b></p>						
a.	Loans to mortgage credit intermediaries.....	PV05	NR			M.10.a.
b.	Loans to business credit intermediaries.....	PV06	NR			M.10.b.
c.	Loans to private equity funds.....	PV07	NR			M.10.c.
d.	Loans to consumer credit intermediaries.....	PV08	NR			M.10.d.
e.	Other loans to nondepository financial institutions.....	PV09	NR			M.10.e.
11.	Not applicable					

1 Exclude loans secured by real estate that are included in Schedule RC-C, part I, items 1.a through 1.e, column B.

2 The asset-size tests are based on the total assets reported on the June 30, 2023, Report of Condition.

**Schedule RC-C—Continued**

**Part I—Continued**

**Memoranda—Continued**

	(Column A) Fair Value of Acquired Loans and Leases at Acquisition Date		(Column B) Gross Contractual Amounts Receivable at Acquisition Date		(Column C) Best Estimate at Acquisition Date of Contractual Cash Flows Not Expected to be Collected		
	RCON	Amount	RCON	Amount	RCON	Amount	
Dollar Amounts in Thousands							
<i>Memorandum items 12.a, 12.b, 12.c, and 12.d are to be completed semiannually in the June and December reports only.</i>							
<b>12. Loans (not considered purchased credit-deteriorated) and leases held for investment that were acquired in business combinations with acquisition dates in the current calendar year:</b>							
a. Loans secured by real estate.....	G091	0	G092	0	G093	0	M.12.a.
b. Commercial and industrial loans.....	G094	0	G095	0	G096	0	M.12.b.
c. Loans to individuals for household, family, and other personal expenditures.....	G097	0	G098	0	G099	0	M.12.c.
d. All other loans and all leases.....	G100	0	G101	0	G102	0	M.12.d.

	Dollar Amounts in Thousands		RCON	Amount	
	RCON	Amount			
<i>Memorandum item 13 is to be completed by banks that had construction, land development, and other land loans (as reported in Schedule RC-C, Part I, item 1.a, column B) that exceeded the sum of tier 1 capital (as reported in Schedule RC-R, Part I, item 26) plus the allowance for credit losses on loans and leases (as reported in Schedule RC, item 4.c) as of the preceding December 31 report date.</i>					
<b>13. Construction, land development, and other land loans with interest reserves:</b>					
a. Amount of loans that provide for the use of interest reserves (included in Schedule RC-C, Part I, item 1.a, column B).....	G376			NR	M.13.a.
b. Amount of interest capitalized from interest reserves on construction, land development, and other land loans that is included in interest and fee income on loans during the quarter (included in Schedule RI, item 1.a.(1)(b)).....	RIAD			NR	M.13.b.
<i>Memorandum item 14 is to be completed by all banks.</i>					
14. Pledged loans and leases.....	RCON			0	M.14.
<i>Memorandum item 15 is to be completed for the December report only.</i>					
<b>15. Reverse mortgages:</b>					
a. Reverse mortgages outstanding that are held for investment (included in Schedule RC-C, item 1.c, above).....	PR04			0	M.15.a.
b. Estimated number of reverse mortgage loan referrals to other lenders during the year from whom compensation has been received for services performed in connection with the origination of the reverse mortgages.....	PR05			0	M.15.b.
				Number	
				Amount	
c. Principal amount of reverse mortgage originations that have been sold during the year.....	PR06			0	M.15.c.

# Schedule RC-C—Continued

## Part I—Continued

### Memoranda—Continued

Dollar Amounts in Thousands	RCON	Amount	
<i>Memorandum item 16 is to be completed by all banks.</i>			
16. Revolving, open-end loans secured by 1-4 family residential properties and extended under lines of credit that have converted to non-revolving closed-end status (included in item 1.c.(1) above).....	LE75	0	M.16.
<i>Amounts reported in Memorandum items 17.a and 17.b will not be made available to the public on an individual institution basis.</i>			
17. Eligible loan modifications under Section 4013, Temporary Relief from Troubled Debt Restructurings, of the 2020 Coronavirus Aid, Relief, and Economic Security Act:		Number	
a. Number of Section 4013 loans outstanding.....	LG24	0	M.17.a.
		Amount	
b. Outstanding balance of Section 4013 loans.....	LG25	0	M.17.b.

# Schedule RC-C—Continued

## Part II. Loans to Small Businesses and Small Farms

Report the number and amount currently outstanding as of the report date of business loans with "original amounts" of \$1,000,000 or less and farm loans with "original amounts" of \$500,000 or less. The following guidelines should be used to determine the "original amount" of a loan:

- (1) For loans drawn down under lines of credit or loan commitments, the "original amount" of the loan is the size of the line of credit or loan commitment when the line of credit or loan commitment was most recently approved, extended, or renewed prior to the report date. However, if the amount currently outstanding as of the report date exceeds this size, the "original amount" is the amount currently outstanding on the report date.
- (2) For loan participations and syndications, the "original amount" of the loan participation or syndication is the entire amount of the credit originated by the lead lender.
- (3) For all other loans, the "original amount" is the total amount of the loan at origination or the amount currently outstanding as of the report date, whichever is larger.

### Loans to Small Businesses

1. Indicate in the appropriate box at the right whether all or substantially all of the dollar volume of your bank's "Loans secured by nonfarm nonresidential properties" reported in Schedule RC-C, Part I, items 1.e.(1) and 1.e.(2), and all or substantially all of the dollar volume of your bank's "Commercial and industrial loans" reported in Schedule RC-C, Part I, item 4,<sup>1</sup> have original amounts of \$100,000 or less (If your bank has no loans outstanding in both of these two loan categories, place an "X" in the box marked "NO.").....

RCON	YES / NO
6999	NO

1.

If YES, complete items 2.a and 2.b below, skip items 3 and 4, and go to item 5.  
 If NO and your bank has loans outstanding in either loan category, skip items 2.a and 2.b, complete items 3 and 4 below, and go to item 5.  
 If NO and your bank has no loans outstanding in both loan categories, skip items 2 through 4, and go to item 5.

2. Report the total number of loans currently outstanding for each of the following Schedule RC-C, Part I, loan categories:

Number of Loans	
RCON	Number
5562	NR
5563	NR

2.a.

2.b.

- a. "Loans secured by nonfarm nonresidential properties" reported in Schedule RC-C, Part I, items 1.e.(1) and 1.e.(2) (Note: Sum of items 1.e.(1) and 1.e.(2) divided by the number of loans should NOT exceed \$100,000.).....
- b. "Commercial and industrial loans" reported in Schedule RC-C, Part I, item 4.<sup>1</sup> (Note: Item 4,<sup>1</sup> divided by the number of loans should NOT exceed \$100,000.).....

Dollar Amounts in Thousands	(Column A) Number of Loans		(Column B) Amount Currently Outstanding		
	RCON	Number	RCON	Amount	
3. Number and amount currently outstanding of "Loans secured by nonfarm nonresidential properties" reported in Schedule RC-C, Part I, items 1.e.(1) and 1.e.(2) (sum of items 3.a through 3.c must be less than or equal to Schedule RC-C, Part I, sum of items 1.e.(1) and 1.e.(2)):					
a. With original amounts of \$100,000 or less.....	5564	NR	5565	NR	3.a.
b. With original amounts of more than \$100,000 through \$250,000.....	5566	NR	5567	NR	3.b.
c. With original amounts of more than \$250,000 through \$1,000,000.....	5568	NR	5569	NR	3.c.
4. Number and amount currently outstanding of "Commercial and industrial loans" reported in Schedule RC-C, Part I, item 4 <sup>1</sup> (sum of items 4.a through 4.c must be less than or equal to Schedule RC-C, Part I, item 4 <sup>1</sup> ):					
a. With original amounts of \$100,000 or less.....	5570	NR	5571	NR	4.a.
b. With original amounts of more than \$100,000 through \$250,000.....	5572	NR	5573	NR	4.b.
c. With original amounts of more than \$250,000 through \$1,000,000.....	5574	NR	5575	NR	4.c.

<sup>1</sup> Banks with \$300 million or more in total assets should provide the requested information for "Commercial and industrial loans" based on the loans reported in Schedule RC-C, Part I, item 4.a, column A, "Commercial and industrial loans to U.S. addressees."

# Schedule RC-C—Continued

## Part II—Continued

### Agricultural Loans to Small Farms

5. Indicate in the appropriate box at the right whether all or substantially all of the dollar volume of your bank's "Loans secured by farmland (including farm residential and other improvements)" reported in Schedule RC-C, Part I, item 1.b, and all or substantially all of the dollar volume of your bank's "Loans to finance agricultural production and other loans to farmers" reported in Schedule RC-C, Part I, item 3, have original amounts of \$100,000 or less (If your bank has no loans outstanding in both of these two loan categories, place an "X" in the box marked "NO.").....

RCON	YES / NO
6860	NO

5.

If YES, complete items 6.a and 6.b below, and do not complete items 7 and 8.

If NO and your bank has loans outstanding in either loan category, skip items 6.a and 6.b and complete items 7 and 8 below.

If NO and your bank has no loans outstanding in both loan categories, do not complete items 6 through 8.

6. Report the total number of loans currently outstanding for each of the following Schedule RC-C, Part I, loan categories:

Number of Loans	
RCON	Number
5576	NR
5577	NR

6.a.

6.b.

a. "Loans secured by farmland (including farm residential and other improvements)" reported in Schedule RC-C, Part I, item 1.b, (Note: Item 1.b divided by the number of loans should NOT exceed \$100,000.).....

b. "Loans to finance agricultural production and other loans to farmers" reported in Schedule RC-C, Part I, item 3 (Note: Item 3 divided by the number of loans should NOT exceed \$100,000.).....

Dollar Amounts in Thousands

7. Number and amount currently outstanding of "Loans secured by farmland (including farm residential and other improvements)" reported in Schedule RC-C, Part I, item 1.b (sum of items 7.a through 7.c must be less than or equal to Schedule RC-C, Part I, item 1.b):

(Column A) Number of Loans		(Column B) Amount Currently Outstanding	
RCON	Number	RCON	Amount
5578	NR	5579	NR
5580	NR	5581	NR
5582	NR	5583	NR
5584	NR	5585	NR
5586	NR	5587	NR
5588	NR	5589	NR

7.a.

7.b.

7.c.

a. With original amounts of \$100,000 or less.....

b. With original amounts of more than \$100,000 through \$250,000.....

c. With original amounts of more than \$250,000 through \$500,000.....

8. Number and amount currently outstanding of "Loans to finance agricultural production and other loans to farmers" reported in Schedule RC-C, Part I, item 3 (sum of items 8.a through 8.c must be less than or equal to Schedule RC-C, Part I, item 3):

a. With original amounts of \$100,000 or less.....

b. With original amounts of more than \$100,000 through \$250,000.....

c. With original amounts of more than \$250,000 through \$500,000.....

8.a.

8.b.

8.c.

### Schedule RC-D—Trading Assets and Liabilities

Schedule RC-D is to be completed by banks that (1) reported total trading assets of \$10 million or more in any of the four preceding calendar quarters, or (2) meet the FDIC's definition of a large or highly complex institution for deposit insurance assessment purposes.

	Dollar Amounts in Thousands		
	RCON	Amount	
<b>Assets</b>			
1. U.S. Treasury securities.....	3531	NR	1.
2. U.S. Government agency obligations (exclude mortgage-backed securities).....	3532	NR	2.
3. Securities issued by states and political subdivisions in the U.S.....	3533	NR	3.
4. Mortgage-backed securities (MBS):			
a. Residential mortgage pass-through securities issued or guaranteed by FNMA, FHLMC, or GNMA.....	G379	NR	4.a.
b. Other residential MBS issued or guaranteed by U.S. Government agencies or sponsored agencies (1) (include CMOs, REMICs, and stripped MBS).....	G380	NR	4.b.
c. All other residential MBS.....	G381	NR	4.c.
d. Commercial MBS issued or guaranteed by U.S. Government agencies or sponsored agencies (1).....	K197	NR	4.d.
e. All other commercial MBS.....	K198	NR	4.e.
5. Other debt securities:			
a. Structured financial products.....	HT62	NR	5.a.
b. All other debt securities.....	G386	NR	5.b.
6. Loans:			
a. Loans secured by real estate:			
(1) Loans secured by 1-4 family residential properties.....	HT63	NR	6.a.1.
(2) All other loans secured by real estate.....	HT64	NR	6.a.2.
b. Commercial and industrial loans.....	F614	NR	6.b.
c. Loans to individuals for household, family, and other personal expenditures (i.e., consumer loans) (includes purchased paper):.....	HT65	NR	6.c.
d. Other loans.....	F618	NR	6.d.
7. and 8. Not applicable			
9. Other trading assets.....	3541	NR	9.
10. Not applicable			
11. Derivatives with a positive fair value.....	3543	NR	11.
12. Total trading assets (sum of items 1 through 11) (must equal Schedule RC, item 5).....	3545	NR	12.
<b>Liabilities</b>			
13. a. Liability for short positions.....	3546	NR	13.a.
b. Other trading liabilities.....	F624	NR	13.b.
14. Derivatives with a negative fair value.....	3547	NR	14.
15. Total trading liabilities (sum of items 13.a through 14) ( must equal Schedule RC, item 15).....	3548	NR	15.

1 U.S. Government agencies include, but are not limited to, such agencies as the Government National Mortgage Association (GNMA), the Federal Deposit Insurance Corporation (FDIC), and the National Credit Union Administration (NCUA). U.S. Government-sponsored agencies include, but are not limited to, such agencies as the Federal Home Loan Mortgage Corporation (FHLMC) and the Federal National Mortgage Association (FNMA).

### Memoranda

	Dollar Amounts in Thousands		
	RCON	Amount	
1. Unpaid principal balance of loans measured at fair value (reported in Schedule RC-D, items 6.a.(1) through 6.d):			
a. Loans secured by real estate:			
(1) Loans secured by 1-4 family residential properties.....	HT66	NR	M.1.a.1.
(2) All other loans secured by real estate.....	HT67	NR	M.1.a.2.
b. Commercial and industrial loans.....	F632	NR	M.1.b.
c. Loans to individuals for household, family, and other personal expenditures (i.e., consumer loans) (includes purchased paper).....	HT68	NR	M.1.c.
d. Other loans.....	F636	NR	M.1.d.

### Schedule RC-E—Deposit Liabilities

	Transaction Accounts				Nontransaction Accounts	
	(Column A) Total Transaction Accounts (Including Total Demand Deposits)		(Column B) Memo: Total Demand Deposits <sup>1</sup> (Included in Column A)		(Column C) Total Nontransaction Accounts (Including MMDAs)	
	RCON	Amount	RCON	Amount	RCON	Amount
Dollar Amounts in Thousands						
<b>Deposits of:</b>						
1. Individuals, partnerships, and corporations.....	B549	0			B550	0 1.
2. U.S. Government.....	2202	0			2520	0 2.
3. States and political subdivisions in the U.S.....	2203	0			2530	0 3.
4. Commercial banks and other depository institutions in the U.S.....	B551	0			B552	0 4.
5. Banks in foreign countries.....	2213	0			2236	0 5.
6. Foreign governments and official institutions (including foreign central banks).....	2216	0			2377	0 6.
7. Total (sum of items 1 through 6) (sum of columns A and C must equal Schedule RC, item 13.a).....	2215	0	2210	0	2385	0 7.

### Memoranda

	Dollar Amounts in Thousands		
	RCON	Amount	
1. Selected components of total deposits (i.e., sum of item 7, columns A and C):			
a. Total Individual Retirement Accounts (IRAs) and Keogh Plan accounts.....	6835	0	M.1.a.
b. Total brokered deposits.....	2365	0	M.1.b.
c. Brokered deposits of \$250,000 or less (fully insured brokered deposits) (2).....	HK05	0	M.1.c.
d. Maturity data for brokered deposits:			
(1) Brokered deposits of \$250,000 or less with a remaining maturity of one year or less (included in Memorandum item 1.c above).....	HK06	0	M.1.d.1.
(2) Not applicable			
(3) Brokered deposits of more than \$250,000 with a remaining maturity of one year or less (included in Memorandum item 1.b. above).....	K220	0	M.1.d.3.
e. Preferred deposits (uninsured deposits of states and political subdivisions in the U.S. reported in item 3 above which are secured or collateralized as required under state law) (to be completed for the December report only).....	5590	0	M.1.e.
f. Estimated amount of deposits obtained through the use of deposit listing services that are not brokered deposits.....	K223	0	M.1.f.
g. Total reciprocal deposits.....	JH83	0	M.1.g.
h. Sweep deposits:			
(1) Fully insured, affiliate sweep deposits.....	MT87	0	M.1.h.1.
(2) Not fully insured, affiliate sweep deposits.....	MT89	0	M.1.h.2.
(3) Fully insured, non-affiliate sweep deposits.....	MT91	0	M.1.h.3.
(4) Not fully insured, non-affiliate sweep deposits.....	MT93	0	M.1.h.4.
i. Total sweep deposits that are not brokered deposits.....	MT95	0	M.1.i.

<sup>1</sup> Includes interest-bearing and noninterest-bearing demand deposits.

<sup>2</sup> The dollar amount used as the basis for reporting in Memorandum item 1.c reflects the deposit insurance limit in effect on the report date.



# Schedule RC-E—Continued

## Memoranda—Continued

	Dollar Amounts in Thousands	RCON	Amount	
<b>2. Components of total nontransaction accounts</b> (sum of Memorandum items 2.a through 2.d must equal item 7, column C above):				
a. Savings deposits:				
(1) Money market deposit accounts (MMDAs).....	6810		0	M.2.a.1.
(2) Other savings deposits (excludes MMDAs).....	0352		0	M.2.a.2.
b. Total time deposits of less than \$100,000.....	6648		0	M.2.b.
c. Total time deposits of \$100,000 through \$250,000.....	J473		0	M.2.c.
d. Total time deposits of more than \$250,000 (sum of Memoranda items 4.a.(1) through 4.a.(4) below).....	J474		0	M.2.d.
e. Individual Retirement Accounts (IRAs) and Keogh Plan accounts of \$100,000 or more included in Memorandum items 2.c and 2.d above.....				
	F233		0	M.2.e.
<b>3. Maturity and repricing data for time deposits of \$250,000 or less:</b>				
a. Time deposits of \$250,000 or less with a remaining maturity or next repricing date of: (1,2)				
(1) Three months or less.....	HK07		0	M.3.a.1.
(2) Over three months through 12 months.....	HK08		0	M.3.a.2.
(3) Over one year through three years.....	HK09		0	M.3.a.3.
(4) Over three years.....	HK10		0	M.3.a.4.
b. Time deposits of \$250,000 or less with a REMAINING MATURITY of one year or less (included in Memorandum items 3.a.(1) and 3.a.(2) above) (3).....				
	HK11		0	M.3.b.
<b>4. Maturity and repricing data for time deposits of more than \$250,000:</b>				
a. Time deposits of more than \$250,000 with a remaining maturity or next repricing date of: (1,4)				
(1) Three months or less.....	HK12		0	M.4.a.1.
(2) Over three months through 12 months.....	HK13		0	M.4.a.2.
(3) Over one year through three years.....	HK14		0	M.4.a.3.
(4) Over three years.....	HK15		0	M.4.a.4.
b. Time deposits of more than \$250,000 with a REMAINING MATURITY of one year or less (included in Memorandum items 4.a.1 and 4.a.2 above) (3).....				
	K222		0	M.4.b.
<b>5. Does your institution offer one or more consumer deposit account products, i.e., transaction account or nontransaction savings account deposit products intended primarily for individuals for personal, household, or family use?.....</b>				
	RCON		YES / NO	
	P752		NO	M.5.

Memorandum items 6 and 7 are to be completed by institutions with \$1 billion or more in total assets (5) that answered "Yes" to Memorandum item 5 above.

	Dollar Amounts in Thousands	RCON	Amount	
<b>6. Components of total transaction account deposits of individuals, partnerships, and corporations</b> (sum of Memorandum items 6.a and 6.b must be less than or equal to item 1, column A, above):				
a. Total deposits in those noninterest-bearing transaction account deposit products intended primarily for individuals for personal, household, or family use.....				
	P753		NR	M.6.a.
b. Total deposits in those interest-bearing transaction account deposit products intended primarily for individuals for personal, household, or family use.....				
	P754		NR	M.6.b.

- 1 Report fixed rate time deposits by remaining maturity and floating rate time deposits by next repricing date.
- 2 Sum of Memorandum items 3.a.(1) through 3.a.(4) must equal Schedule RC-E, sum of Memorandum items 2.b and 2.c.
- 3 Report both fixed-and floating-rate time deposits by remaining maturity. Exclude floating-rate time deposits with a next repricing date of one year or less that have a remaining maturity of over one year.
- 4 Sum of Memorandum items 4.a.(1) through 4.a.(4) must equal Schedule RC-E, Memorandum item 2.d.
- 5 The \$1 billion asset-size test is based on the total assets reported on the June 30, 2023, Report of Condition.

# Schedule RC-E—Continued

## Memoranda—Continued

Dollar Amounts in Thousands	RCON	Amount	
7. Components of total nontransaction account deposits of individuals, partnerships, and corporations (sum of Memorandum items 7.a.(1), 7.a.(2), 7.b.(1), and 7.b.(2) plus all time deposits of individuals, partnerships, and corporations must equal item 1, column C, above):			
a. Money market deposit accounts (MMDAs) of individuals, partnerships, and corporations (sum of Memorandum items 7.a.(1) and 7.a.(2) must be less than or equal to Memorandum item 2.a.(1) above):			
(1) Total deposits in those MMDA deposit products intended primarily for individuals for personal, household, or family use.....	P756	NR	M.7.a.1.
(2) Deposits in all other MMDAs of individuals, partnerships, and corporations.....	P757	NR	M.7.a.2.
b. Other savings deposit accounts of individuals, partnerships, and corporations (sum of Memorandum items 7.b.(1) and 7.b.(2) must be less than or equal to Memorandum item 2.a.(2) above):			
(1) Total deposits in those other savings deposit account deposit products intended primarily for individuals for personal, household, or family use.....	P758	NR	M.7.b.1.
(2) Deposits in all other savings deposit accounts of individuals, partnerships, and corporations.....	P759	NR	M.7.b.2.

### Schedule RC-F—Other Assets<sup>1</sup>

		Dollar Amounts in Thousands		RCON	Amount	
1.	Accrued interest receivable (2).....			B556	0	1.
2.	Net deferred tax assets (3).....			2148	0	2.
3.	Interest-only strips receivable (not in the form of a security) (4).....			HT80	0	3.
4.	Equity investments without readily determinable fair values (5).....			1752	0	4.
5.	Life insurance assets:					
a.	General account life insurance assets.....			K201	0	5.a.
b.	Separate account life insurance assets.....			K202	0	5.b.
c.	Hybrid account life insurance assets.....			K270	0	5.c.
6.	All other assets (itemize and describe amounts greater than \$100,000 that exceed 25% of this item).....			2168	0	6.
a.	Prepaid expenses.....	2166	0			6.a.
b.	Repossessed personal property (including vehicles).....	1578	0			6.b.
c.	Derivatives with a positive fair value held for purposes other than trading.....	C010	0			6.c.
d.	Not applicable					
e.	Computer software.....	FT33	0			6.e.
f.	Accounts receivable.....	FT34	0			6.f.
g.	Receivables from foreclosed government-guaranteed mortgage loans.....	FT35	0			6.g.
h.	TEXT 3549	3549	0			6.h.
i.	TEXT 3550	3550	0			6.i.
j.	TEXT 3551	3551	0			6.j.
7.	Total (sum of items 1 through 6) ( must equal Schedule RC, item 11).....			2160	0	7.

<sup>1</sup> Institutions should report asset amounts in Schedule RC-F net of any applicable allowance for credit losses.

<sup>2</sup> Includes accrued interest receivable on loans, leases, debt securities, and other interest-bearing assets. Exclude accrued interest receivable on interest-bearing assets that is reported elsewhere on the balance sheet.

<sup>3</sup> See discussion of deferred income taxes in Glossary entry on “income taxes.”

<sup>4</sup> Report interest-only strips receivable in the form of a security as available-for-sale securities in Schedule RC, item 2.b, or as trading assets in Schedule RC, item 5, as appropriate.

<sup>5</sup> Includes Federal Reserve stock, Federal Home Loan Bank stock, and bankers’ bank stock.

### Schedule RC-G—Other Liabilities

		Dollar Amounts in Thousands		RCON	Amount	
1. a.	Interest accrued and unpaid on deposits (1).....			3645	0	1.a.
b.	Other expenses accrued and unpaid (includes accrued income taxes payable).....			3646	0	1.b.
2.	Net deferred tax liabilities (2).....			3049	0	2.
3.	Allowance for credit losses on off-balance sheet credit exposures.....			B557	0	3.
4.	All other liabilities (itemize and describe amounts greater than \$100,000 that exceed 25% of this item).....			2938	522	4.
a.	Accounts payable.....	3066	0			4.a.
b.	Deferred compensation liabilities.....	C011	0			4.b.
c.	Dividends declared but not yet payable.....	2932	0			4.c.
d.	Derivatives with a negative fair value held for purposes other than trading.....	C012	0			4.d.
e.	Operating lease liabilities.....	LB56	0			4.e.
f.	TEXT 3552 Accrued 401K Plan Payable	3552	522			4.f.
g.	TEXT 3553	3553	0			4.g.
h.	TEXT 3554	3554	0			4.h.
5.	Total (sum of items 1 through 4) (must equal Schedule RC, item 20).....			2930	522	5.

<sup>1</sup> For savings banks, include “dividends” accrued and unpaid on deposits.

<sup>2</sup> See discussion of deferred income taxes in Glossary entry on “income taxes.”

# Schedule RC-K—Quarterly Averages<sup>1</sup>

	Dollar Amounts in Thousands		
	RCON	Amount	
<b>Assets</b>			
1. Interest-bearing balances due from depository institutions.....	3381	9,060	1.
2. U.S. Treasury securities and U.S. Government agency obligations (2) (excluding mortgage-backed securities).....	B558	8,201	2.
3. Mortgage-backed securities (2).....	B559	0	3.
4. All other debt securities (2) and equity securities with readily determinable fair values not held for trading purposes (3).....	B560	410	4.
5. Federal funds sold and securities purchased under agreements to resell.....	3365	0	5.
6. Loans:			
a. Total loans.....	3360	0	6.a.
b. Loans secured by real estate:			
(1) Loans secured by 1-4 family residential properties.....	3465	0	6.b.1.
(2) All other loans secured by real estate.....	3466	0	6.b.2.
c. Commercial and industrial loans.....	3387	0	6.c.
d. Loans to individuals for household, family, and other personal expenditures:			
(1) Credit cards.....	B561	0	6.d.1.
(2) Other (includes revolving credit plans other than credit cards, automobile loans, and other consumer loans).....	B562	0	6.d.2.
<i>Item 7 is to be completed by (1) banks that reported total trading assets of \$10 million or more in any of the four preceding calendar quarters and (2) all banks meeting the FDIC's definition of a large or highly complex institution for deposit insurance assessment purposes.</i>			
7. Trading Assets.....	3401	NR	7.
8. Lease financing receivables (net of unearned income).....	3484	0	8.
9. Total assets (4).....	3368	18,699	9.
<b>Liabilities</b>			
10. Interest-bearing transaction accounts (interest-bearing demand deposits, NOW accounts, ATS accounts, and telephone and preauthorized transfer accounts).....	3485	0	10.
11. Nontransaction accounts:			
a. Savings deposits (includes MMDAs).....	B563	0	11.a.
b. Time deposits of \$250,000 or less.....	HK16	0	11.b.
c. Time deposits of more than \$250,000.....	HK17	0	11.c.
12. Federal funds purchased and securities sold under agreements to repurchase.....	3353	0	12.
13. To be completed by banks with \$100 million or more in total assets: (5)			
Other borrowed money (includes mortgage indebtedness).....	3355	NR	13.

<sup>1</sup> For all items, banks have the option of reporting either (1) an average of DAILY figures for the quarter, or (2) an average of WEEKLY figures (i.e., the Wednesday of each week of the quarter).

<sup>2</sup> Quarterly averages for all debt securities should be based on amortized cost.

<sup>3</sup> Quarterly averages for equity securities with readily determinable fair values should be based on fair value.

<sup>4</sup> The quarterly average for total assets should reflect securities not held for trading as follows:

a) Debt securities at amortized cost.

b) Equity securities with readily determinable fair values at fair value.

c) Equity investments without readily determinable fair values at their balance sheet carrying values (i.e., fair value or, if elected, cost minus impairment, if any, plus or minus changes resulting from observable price changes).

<sup>5</sup> The \$100 million asset-size test is based on the total assets reported on the June 30, 2023, Report of Condition.

# Schedule RC-K—Quarterly Averages<sup>1</sup>—Continued

## Memorandum

Dollar Amounts in Thousands	RCON	Amount
<i>Memorandum item 1 is to be completed by:<sup>2</sup></i> <ul style="list-style-type: none"> <li>• banks with \$300 million or more in total assets, and</li> <li>• banks with less than \$300 million in total assets that have loans to finance agricultural production and other loans to farmers (Schedule RC-C, Part I, item 3) exceeding 5 percent of total loans.</li> </ul>		
1. Loans to finance agricultural production and other loans to farmers.....	3386	NR M.1.

<sup>1</sup> For all items, banks have the option of reporting either (1) an average of DAILY figures for the quarter, or (2) an average of WEEKLY figures (i.e., the Wednesday of each week of the quarter).

<sup>2</sup> The \$300 million asset-size test and the 5 percent of total loans test are based on the total assets and total loans reported on the June 30, 2023, Report of Condition.

### Schedule RC-L—Derivatives and Off-Balance Sheet Items

Please read carefully the instructions for the preparation of Schedule RC-L. Some of the amounts reported in Schedule RC-L are regarded as volume indicators and not necessarily as measures of risk.

		Dollar Amounts in Thousands		RCON	Amount	
1. Unused commitments:						
a.	Revolving, open-end lines secured by 1-4 family residential properties, e.g., home equity lines.....	3814	0			1.a.
<i>Item 1.a.(1) is to be completed for the December report only.</i>						
(1)	Unused commitments for reverse mortgages outstanding that are held for investment (included in item 1.a. above).....	HT72	0			1.a.1.
b.	Credit card lines.....	3815	0			1.b.
<i>Items 1.b.(1) and 1.b.(2) are to be completed semiannually in the June and December reports only by banks with either \$300 million or more in total assets or \$300 million or more in credit card lines<sup>1</sup> (sum of items 1.b.(1) and 1.b.(2) must equal item 1.b).</i>						
(1)	Unused consumer credit card lines.....	J455	NR			1.b.1.
(2)	Other unused credit card lines.....	J456	NR			1.b.2.
c. Commitments to fund commercial real estate, construction, and land development loans:						
(1) Secured by real estate:						
(a)	1-4 family residential construction loan commitments.....	F164	0			1.c.1.a.
(b)	Commercial real estate, other construction loan, and land development loan commitments.....	F165	0			1.c.1.b.
(2)	NOT secured by real estate .....	6550	0			1.c.2.
d.	Securities underwriting.....	3817	0			1.d.
e. Other unused commitments:						
(1)	Commercial and industrial loans.....	J457	0			1.e.1.
(2)	Loans to depository financial institutions.....	PV10	0			1.e.2.
(3)	Loans to nondepository financial institutions.....	PV11	0			1.e.3.
<i>Items 1.e.(3)(a) through 1.e.(3)(e) are to be completed by banks with \$10 billion or more in total assets.<sup>1</sup></i>						
(a)	Loans to mortgage credit intermediaries.....	PV12	NR			1.e.3.a.
(b)	Loans to business credit intermediaries.....	PV13	NR			1.e.3.b.
(c)	Loans to private equity funds.....	PV14	NR			1.e.3.c.
(d)	Loans to consumer credit intermediaries.....	PV15	NR			1.e.3.d.
(e)	Other loans to nondepository financial institutions.....	PV16	NR			1.e.3.e.
(4)	All other unused commitments.....	J459	0			1.e.4.
2.	Financial standby letters of credit.....	3819	0			2.
<i>Item 2.a is to be completed by banks with \$1 billion or more in total assets.<sup>1</sup></i>						
a.	Amount of financial standby letters of credit conveyed to others.....	3820	NR			2.a.
3.	Performance standby letters of credit.....	3821	0			3.
<i>Item 3.a is to be completed by banks with \$1 billion or more in total assets.<sup>1</sup></i>						
a.	Amount of performance standby letters of credit conveyed to others.....	3822	NR			3.a.
4.	Commercial and similar letters of credit.....	3411	0			4.
5. Not applicable						
6. Securities lent and borrowed:						
a.	Securities lent (including customers' securities lent where the customer is indemnified against loss by the reporting bank).....	3433	0			6.a.
b.	Securities borrowed.....	3432	0			6.b.
7. Credit derivatives:						
a. Notional amounts:						
(1)	Credit default swaps.....	C968	0	C969	0	7.a.1.
(2)	Total return swaps.....	C970	0	C971	0	7.a.2.
(3)	Credit options.....	C972	0	C973	0	7.a.3.
(4)	Other credit derivatives.....	C974	0	C975	0	7.a.4.

<sup>1</sup> The asset-size tests and the \$300 million credit card lines test are based on the total assets and credit card lines reported on the June 30, 2023, Report of Condition.

**Schedule RC-L—Continued**

Dollar Amounts in Thousands	(Column A) Sold Protection		(Column B) Purchased Protection			
	RCON	Amount	RCON	Amount		
	7. b. Gross fair values:					
(1) Gross positive fair value.....	C219	0	C221	0	7. b.1.	
(2) Gross negative fair value.....	C220	0	C222	0	7. b.2.	
7. c. Notional amounts by regulatory capital treatment: <sup>1</sup>					RCON	Amount
(1) Positions covered under the Market Risk Rule:						
(a) Sold protection .....	G401	0			7. c.1. a.	
(b) Purchased protection .....	G402	0			7. c.1. b.	
(2) All other positions:						
(a) Sold protection .....	G403	0			7. c.2. a.	
(b) Purchased protection that is recognized as a guarantee for regulatory capital purposes .....	G404	0			7. c.2. b.	
(c) Purchased protection that is not recognized as a guarantee for regulatory capital purposes .....	G405	0			7. c.2. c.	

Dollar Amounts in Thousands	Remaining Maturity of:						
	(Column A) One Year or Less		(Column B) Over One Year Through Five Years		(Column C) Over Five Years		
	RCON	Amount	RCON	Amount	RCON	Amount	
7. d. Notional amounts by remaining maturity:							
(1) Sold credit protection: <sup>2</sup>							
(a) Investment grade.....	G406	0	G407	0	G408	0	7. d.1. a.
(b) Subinvestment grade .....	G409	0	G410	0	G411	0	7. d.1. b.
(2) Purchased credit protection: <sup>3</sup>							
(a) Investment grade.....	G412	0	G413	0	G414	0	7. d.2. a.
(b) Subinvestment grade .....	G415	0	G416	0	G417	0	7. d.2. b.

	RCON		Amount		
8. Not applicable					
9. All other off-balance sheet liabilities (exclude derivatives) (itemize and describe each component of this item over 25% of Schedule RC, item 27.a, "Total bank equity capital") .....	3430		0		9.
a. Not applicable					
b. Commitments to purchase when-issued securities .....	3434		0		9. b.
c. Standby letters of credit issued by another party (e.g., a Federal Home Loan Bank) on the bank's behalf .....	C978		0		9. c.
d. TEXT 3555	3555		0		9. d.
e. TEXT 3556	3556		0		9. e.
f. TEXT 3557	3557		0		9. f.
10. All other off-balance sheet assets (exclude derivatives) (itemize and describe each component of this item over 25% of Schedule RC, item 27.a, "Total bank equity capital") .....	5591		0		10.
a. Commitments to sell when-issued securities .....	3435		0		10. a.
b. TEXT 5592	5592		0		10. b.
c. TEXT 5593	5593		0		10. c.
d. TEXT 5594	5594		0		10. d.
e. TEXT 5595	5595		0		10. e.

<sup>1</sup> Sum of items 7.c.(1)(a) and 7.c.(2)(a) must equal sum of items 7.a.(1) through (4), column A. Sum of items 7.c.(1)(b), 7.c.(2)(b), and 7.c.(2)(c) must equal sum of items 7.a.(1) through (4), column B.

<sup>2</sup> Sum of items 7.d.(1)(a) and (b), columns A through C, must equal sum of items 7.a.(1) through (4), column A.

<sup>3</sup> Sum of items 7.d.(2)(a) and (b), columns A through C, must equal sum of items 7.a.(1) through (4), column B.

# Schedule RC-L—Continued

Dollar Amounts in Thousands

RCON	Amount
C223	0
C224	0

Items 11.a and 11.b are to be completed semiannually in the June and December reports only.

11. Year-to-date merchant credit card sales volume:

a. Sales for which the reporting bank is the acquiring bank .....	C223	0	11.a.
b. Sales for which the reporting bank is the agent bank with risk .....	C224	0	11.b.

Dollar Amounts in Thousands	(Column A)	(Column B)	(Column C)	(Column D)	
	Interest Rate Contracts	Foreign Exchange Contracts	Equity Derivative Contracts	Commodity and Other Contracts	
	Amount	Amount	Amount	Amount	
<b>Derivatives Position Indicators</b>					
12. Gross amounts (e.g., notional amounts) (for each column, sum of items 12.a through 12.e must equal sum of items 13 and 14):					
a. Futures contracts.....	RCON 8693	RCON 8694	RCON 8695	RCON 8696	12.a.
	0	0	0	0	
b. Forward contracts.....	RCON 8697	RCON 8698	RCON 8699	RCON 8700	12.b.
	0	0	0	0	
c. Exchange-traded option contracts:					
(1) Written options.....	RCON 8701	RCON 8702	RCON 8703	RCON 8704	12.c.1.
	0	0	0	0	
(2) Purchased options.....	RCON 8705	RCON 8706	RCON 8707	RCON 8708	12.c.2.
	0	0	0	0	
d. Over-the-counter option contracts:					
(1) Written options.....	RCON 8709	RCON 8710	RCON 8711	RCON 8712	12.d.1.
	0	0	0	0	
(2) Purchased options.....	RCON 8713	RCON 8714	RCON 8715	RCON 8716	12.d.2.
	0	0	0	0	
e. Swaps.....	RCON 3450	RCON 3826	RCON 8719	RCON 8720	12.e.
	0	0	0	0	
13. Total gross notional amount of derivative contracts held for trading.....	RCON A126	RCON A127	RCON 8723	RCON 8724	13.
	0	0	0	0	
14. Total gross notional amount of derivative contracts held for purposes other than trading.....	RCON 8725	RCON 8726	RCON 8727	RCON 8728	14.
	0	0	0	0	
a. Interest rate swaps where the bank has agreed to pay a fixed rate.....	RCON A589				14.a.
	0				
15. Gross fair values of derivative contracts:					
a. Contracts held for trading:					
(1) Gross positive fair value.....	RCON 8733	RCON 8734	RCON 8735	RCON 8736	15.a.1.
	0	0	0	0	
(2) Gross negative fair value.....	RCON 8737	RCON 8738	RCON 8739	RCON 8740	15.a.2.
	0	0	0	0	
b. Contracts held for purposes other than trading:					
(1) Gross positive fair value.....	RCON 8741	RCON 8742	RCON 8743	RCON 8744	15.b.1.
	0	0	0	0	
(2) Gross negative fair value.....	RCON 8745	RCON 8746	RCON 8747	RCON 8748	15.b.2.
	0	0	0	0	



**Schedule RC-L—Continued**

	Dollar Amounts in Thousands		(Column A) Banks and Securities Firms		(Columns B - D) Not applicable		(Column E) Corporations and All Other Counterparties	
	RCON	Amount	RCON	Amount	RCON	Amount	RCON	Amount
<i>Item 16 is to be completed only by banks with total assets of \$10 billion or more.<sup>1</sup></i>								
16. Over-the counter derivatives:								
a. Net current credit exposure.....								
b. Fair value of collateral:								
(1) Cash—U.S. dollar.....	G418	NR					G422	NR
(2) Cash—Other currencies.....	G423	NR					G427	NR
(3) U.S. Treasury securities.....	G428	NR					G432	NR
(4) through (6) Not applicable	G433	NR					G437	NR
(7) All other collateral.....	G453	NR					G457	NR
(8) Total fair value of collateral (sum of items 16.b.(1) through (7)).....	G458	NR					G462	NR

<sup>1</sup> The \$10 billion asset-size test is based on the total assets reported on the June 30, 2023, Report of Condition.

# Schedule RC-M—Memoranda

		Dollar Amounts in Thousands		RCON	Amount	
1. Extensions of credit by the reporting bank to its executive officers, directors, principal shareholders, and their related interests as of the report date:						
a. Aggregate amount of all extensions of credit to all executive officers, directors, principal shareholders, and their related interests.....						
				6164	0	1.a.
b. Number of executive officers, directors, and principal shareholders to whom the amount of all extensions of credit by the reporting bank (including extensions of credit to related interests) equals or exceeds the lesser of \$500,000 or 5 percent of total capital as defined for this purpose in agency regulations.....						
			Number			
	6165		0			1.b.
2. Intangible assets:						
a. Mortgage servicing assets.....						
				3164	0	2.a.
(1) Estimated fair value of mortgage servicing assets.....						
	A590		0			2.a.1.
b. Goodwill.....						
				3163	0	2.b.
c. All other intangible assets.....						
				JF76	0	2.c.
d. Total (sum of items 2.a, 2.b, and 2.c) (must equal Schedule RC, item 10).....						
				2143	0	2.d.
3. Other real estate owned:						
a. Construction, land development, and other land.....						
				5508	0	3.a.
b. Farmland.....						
				5509	0	3.b.
c. 1-4 family residential properties.....						
				5510	0	3.c.
d. Multifamily (5 or more) residential properties.....						
				5511	0	3.d.
e. Nonfarm nonresidential properties.....						
				5512	0	3.e.
f. Total (sum of items 3.a through 3.e) (must equal Schedule RC, item 7).....						
				2150	0	3.f.
4. Cost of equity securities with readily determinable fair values not held for trading (the fair value of which is reported in Schedule RC, item 2.c) (1).....						
				JA29		4.
5. Other borrowed money:						
a. Federal Home Loan Bank advances:						
(1) Advances with a remaining maturity or next repricing date of: (2)						
(a) One year or less.....						
				F055	0	5.a.1.a.
(b) Over one year through three years.....						
				F056	0	5.a.1.b.
(c) Over three years through five years.....						
				F057	0	5.a.1.c.
(d) Over five years.....						
				F058	0	5.a.1.d.
(2) Advances with a REMAINING MATURITY of one year or less (included in item 5.a.(1)(a) above) (3).....						
				2651	0	5.a.2.
(3) Structured advances (included in items 5.a.(1)(a) - (d) above).....						
				F059	0	5.a.3.
b. Other borrowings:						
(1) Other borrowings with a remaining maturity or next repricing date of: (4)						
(a) One year or less.....						
				F060	0	5.b.1.a.
(b) Over one year through three years.....						
				F061	0	5.b.1.b.
(c) Over three years through five years.....						
				F062	0	5.b.1.c.
(d) Over five years.....						
				F063	0	5.b.1.d.
(2) Other borrowings with a REMAINING MATURITY of one year or less (included in item 5.b.(1)(a) above) (5).....						
				B571	0	5.b.2.
c. Total (sum of items 5.a.(1)(a)–(d) and items 5.b.(1)(a)–(d)) (must equal Schedule RC, item 16).....						
				3190	0	5.c.

1 Item 4 is to be completed only by insured state banks that have been approved by the FDIC to hold grandfathered equity investments. See instructions for this item and the Glossary entry for "Securities Activities" for further detail on accounting for investments in equity securities.

2 Report fixed rate advances by remaining maturity and floating-rate advances by next repricing date.

3 Report both fixed and floating-rate advances by remaining maturity. Exclude floating-rate advances with a next repricing date of one year or less that have a remaining maturity of over one year.

4 Report fixed rate other borrowings by remaining maturity and floating-rate other borrowings by next repricing date.

5 Report both fixed and floating-rate other borrowings by remaining maturity. Exclude floating-rate other borrowings with a next repricing date of one year or less that have a remaining maturity of over one year.

**Schedule RC-M—Continued**

	Dollar Amounts in Thousands	RCON	YES / NO	
6. Does the reporting bank sell private label or third-party mutual funds and annuities?.....		B569	NO	6.

	RCON	Amount	
7. Assets under the reporting bank's management in proprietary mutual funds and annuities.....	B570	205,617	7.

8. Internet website addresses and physical office trade names:

a. Uniform Resource Locator (URL) of the reporting institution's primary Internet website (home page), if any  
(Example: www.examplebank.com):

TEXT			
4087	http://	www.provtrust.com	8.a.

b. URLs of all other public-facing Internet websites that the reporting institution uses to accept or solicit deposits from the public, if any (Example: www.examplebank.biz):<sup>1</sup>

(1)	TE01	N528	http://		8.b.1.
(2)	TE02	N528	http://		8.b.2.
(3)	TE03	N528	http://		8.b.3.
(4)	TE04	N528	http://		8.b.4.
(5)	TE05	N528	http://		8.b.5.
(6)	TE06	N528	http://		8.b.6.
(7)	TE07	N528	http://		8.b.7.
(8)	TE08	N528	http://		8.b.8.
(9)	TE09	N528	http://		8.b.9.
(10)	TE10	N528	http://		8.b.10.

c. Trade names other than the reporting institution's legal title used to identify one or more of the institution's physical offices at which deposits are accepted or solicited from the public, if any:

(1)	TE01	N529			8.c.1.
(2)	TE02	N529			8.c.2.
(3)	TE03	N529			8.c.3.
(4)	TE04	N529			8.c.4.
(5)	TE05	N529			8.c.5.
(6)	TE06	N529			8.c.6.

Item 9 is to be completed annually in the December report only.

9. Do any of the bank's Internet websites have transactional capability, i.e., allow the bank's customers to execute transactions on their accounts through the website?.....	RCON	YES / NO	
	4088	NO	9.

10. Secured liabilities:

a. Amount of "Federal funds purchased" that are secured (included in Schedule RC, item 14.a).....	RCON	Amount	
	F064	0	10.a.
b. Amount of "Other borrowings" that are secured (included in Schedule RC-M, items 5.b.(1)(a) - (d)).....	F065	0	10.b.

11. Does the bank act as trustee or custodian for Individual Retirement Accounts, Health Savings Accounts, and other similar accounts?.....	RCON	YES / NO	
	G463	YES	11.

12. Does the bank provide custody, safekeeping, or other services involving the acceptance of orders for the sale or purchase of securities?.....	RCON	YES / NO	
	G464	NO	12.

<sup>1</sup> Report only highest level URLs (for example, report www.examplebank.biz, but do not also report www.examplebank.biz/checking). Report each top level domain name used (for example, report both www.examplebank.biz and www.examplebank.net).

**Schedule RC-M—Continued**

		Dollar Amounts in Thousands		RCON	Amount	
13.	Portion of covered other real estate owned that is protected by FDIC loss-sharing agreements (included in Schedule RC, item 7).....	K192	0			13.
<i>Items 14.a and 14.b are to be completed annually in the December report only.</i>						
14.	Captive insurance and reinsurance subsidiaries:					
a.	Total assets of captive insurance subsidiaries (1).....	K193	0			14.a.
b.	Total assets of captive reinsurance subsidiaries (1).....	K194	0			14.b.
<i>Item 15 is to be completed by institutions that are required or have elected to be treated as a Qualified Thrift Lender.</i>						
15.	Qualified Thrift Lender (QTL) test:					
a.	Does the institution use the Home Owners' Loan Act (HOLA) QTL test or the Internal Revenue Service Domestic Building and Loan Association (IRS DBLA) test to determine its QTL compliance? (for the HOLA QTL test, enter 1; for the IRS DBLA test, enter 2).....	L133	NR		Number	15.a.
b.	Has the institution been in compliance with the HOLA QTL test as of each month end during the quarter or the IRS DBLA test for its most recent taxable year, as applicable?.....	L135	NR		YES / NO	15.b.
<i>Item 16.a and, if appropriate, items 16.b.(1) through 16.b.(3) are to be completed annually in the December report only.</i>						
16.	International remittance transfers offered to consumers: <sup>2</sup>					
a.	Estimated number of international remittance transfers provided by your institution during the calendar year ending on the report date.....	N523	0		Number	16.a.
<i>Items 16.b.(1) through 16.b.(3) are to be completed by institutions that reported 501 or more international remittance transfers in item 16.a in either or both of the current report or the prior December report in which item 16.a was required to be completed.</i>						
b.	Estimated dollar value of remittance transfers provided by your institution and usage of regulatory exceptions during the calendar year ending on the report date:					
(1)	Estimated dollar value of international remittance transfers.....	N524			Amount	16.b.1.
(2)	Estimated number of international remittance transfers for which your institution applied the permanent exchange rate exception.....	MM07			Number	16.b.2.
(3)	Estimated number of international remittance transfers for which your institution applied the permanent covered third-party fee exception.....	MQ52				16.b.3.
17.	U.S. Small Business Administration Paycheck Protection Program (PPP) loans <sup>3</sup> and the Federal Reserve PPP Liquidity Facility (PPPLF):					
a.	Number of PPP loans outstanding.....	LG26	0			17.a.
b.	Outstanding balance of PPP loans.....	LG27	0		Amount	17.b.
c.	Outstanding balance of PPP loans pledged to the PPPLF.....	LG28	0			17.c.
d.	Outstanding balance of borrowings from Federal Reserve Banks under the PPPLF with a remaining maturity of:					
(1)	One year or less.....	LL59	0			17.d.1.
(2)	More than one year.....	LL60	0			17.d.2.
e.	Quarterly average amount of PPP loans pledged to the PPPLF and excluded from "Total assets for the leverage ratio" reported in Schedule RC-R, Part I, item 30.....	LL57	0			17.e.

1 Report total assets before eliminating intercompany transactions between the consolidated insurance or reinsurance subsidiary and other offices or consolidated subsidiaries of the reporting bank.

2 Report information about international electronic transfers of funds offered to consumers in the United States that:  
(a) are "remittance transfers" as defined by subpart B of Regulation E (12 CFR § 1005.30(e)), or  
(b) would qualify as "remittance transfers" under subpart B of Regulation E (12 CFR § 1005.30(e)) but are excluded from that definition only because the provider is not providing those transfers in the normal course of its business. See 12 CFR § 1005.30(f).  
For purposes of this item 16, such transfers are referred to as international remittance transfers.

Exclude transfers sent by your institution as a correspondent bank for other providers. Report information only about transfers for which the reporting institution is the provider.

3 Paycheck Protection Program (PPP) covered loans as defined in sections 7(a)(36) and 7(a)(37) of the Small Business Act (15 U.S.C. 636(a)(36) and (37)).

### Schedule RC-N—Past Due and Nonaccrual Loans, Leases, and Other Assets

	(Column A) Past due 30 through 89 days and still accruing		(Column B) Past due 90 days or more and still accruing		(Column C) Nonaccrual		
	RCON	Amount	RCON	Amount	RCON	Amount	
	Dollar Amounts in Thousands						
1. Loans secured by real estate:							
a. Construction, land development, and other land loans:							
(1) 1-4 family residential construction loans.....	F172	0	F174	0	F176	0	1.a.1.
(2) Other construction loans and all land development and other land loans.....	F173	0	F175	0	F177	0	1.a.2.
b. Secured by farmland.....	3493	0	3494	0	3495	0	1.b.
c. Secured by 1-4 family residential properties:							
(1) Revolving, open-end loans secured by 1-4 family residential properties and extended under lines of credit.....	5398	0	5399	0	5400	0	1.c.1.
(2) Closed-end loans secured by 1-4 family residential properties:							
(a) Secured by first liens.....	C236	0	C237	0	C229	0	1.c.2.a.
(b) Secured by junior liens.....	C238	0	C239	0	C230	0	1.c.2.b.
d. Secured by multifamily (5 or more) residential properties.....	3499	0	3500	0	3501	0	1.d.
e. Secured by nonfarm nonresidential properties:							
(1) Loans secured by owner-occupied nonfarm nonresidential properties.....	F178	0	F180	0	F182	0	1.e.1.
(2) Loans secured by other nonfarm nonresidential properties.....	F179	0	F181	0	F183	0	1.e.2.
2. Loans to depository institutions and acceptances of other banks.....	B834	0	B835	0	B836	0	2.
3. Not applicable							
4. Commercial and industrial loans.....	1606	0	1607	0	1608	0	4.
5. Loans to individuals for household, family, and other personal expenditures:							
a. Credit cards.....	B575	0	B576	0	B577	0	5.a.
b. Automobile loans.....	K213	0	K214	0	K215	0	5.b.
c. Other (includes revolving credit plans other than credit cards and other consumer loans).....	K216	0	K217	0	K218	0	5.c.
6. Not applicable							
7. All other loans (1).....	5459	0	5460	0	5461	0	7.
8. Lease financing receivables.....	1226	0	1227	0	1228	0	8.
9. Total loans and leases (sum of items 1 through 8).....	1406	0	1407	0	1403	0	9.
10. Debt securities and other assets (exclude other real estate owned and other repossessed assets).....	3505	0	3506	0	3507	0	10.

1 Includes past due and nonaccrual "Loans to finance agricultural production and other loans to farmers," "Obligations (other than securities and leases) of states and political subdivisions in the U.S.," and "Loans to nondepository financial institutions and other loans."

### Schedule RC-N—Continued

Amounts reported by loan and lease category in Schedule RC-N, items 1 through 8, include guaranteed and unguaranteed portions of past due and nonaccrual loans and leases. Report in items 11 and 12 below certain guaranteed loans and leases that have already been included in the amounts reported in items 1 through 8.

	Dollar Amounts in Thousands					
	(Column A) Past due 30 through 89 days and still accruing		(Column B) Past due 90 days or more and still accruing		(Column C) Nonaccrual	
	RCON	Amount	RCON	Amount	RCON	Amount
11. Loans and leases reported in items 1 through 8 above that are wholly or partially guaranteed by the U.S. Government, excluding loans and leases covered by loss-sharing agreements with the FDIC.....						
	K036	0	K037	0	K038	0
a. Guaranteed portion of loans and leases included in item 11 above, excluding rebooked "GNMA loans".....						
	K039	0	K040	0	K041	0
b. Rebooked "GNMA loans" that have been repurchased or are eligible for repurchase included in item 11 above.....						
	K042	0	K043	0	K044	0
12. Portion of covered loans and leases reported in item 9 above that is protected by FDIC loss-sharing agreements.....						
	K102	0	K103	0	K104	0

**Schedule RC-N—Continued**

**Memoranda**

	(Column A) Past due 30 through 89 days and still accruing		(Column B) Past due 90 days or more and still accruing		(Column C) Nonaccrual		
	RCON	Amount	RCON	Amount	RCON	Amount	
	Dollar Amounts in Thousands						
<b>1. Loan modifications to borrowers experiencing financial difficulty included in Schedule RC-N, items 1 through 7, above (and not reported in Schedule RC-C, Part I, Memorandum item 1):</b>							
a. Construction, land development, and other land loans:							
(1) 1-4 family residential construction loans.....	K105	0	K106	0	K107	0	M.1.a.1.
(2) Other construction loans and all land development and other land loans.....	K108	0	K109	0	K110	0	M.1.a.2.
b. Loans secured by 1-4 family residential properties.....	F661	0	F662	0	F663	0	M.1.b.
c. Secured by multifamily (5 or more) residential properties.....	K111	0	K112	0	K113	0	M.1.c.
d. Secured by nonfarm nonresidential properties:							
(1) Loans secured by owner-occupied nonfarm nonresidential properties.....	K114	0	K115	0	K116	0	M.1.d.1.
(2) Loans secured by other nonfarm nonresidential properties.....	K117	0	K118	0	K119	0	M.1.d.2.
e. Commercial and industrial loans.....	K257	0	K258	0	K259	0	M.1.e.
<i>Memorandum items 1.e.(1) and (2) are to be completed by banks with \$300 million or more in total assets (sum of Memorandum items 1.e.(1) and (2) must equal Memorandum item 1.e):<sup>1</sup></i>							
(1) To U.S. addressees (domicile).....	K120	NR	K121	NR	K122	NR	M.1.e.1.
(2) To non-U.S. addressees (domicile).....	K123	NR	K124	NR	K125	NR	M.1.e.2.
f. All other loans (include loans to individuals for household, family, and other personal expenditures).....	K126	0	K127	0	K128	0	M.1.f.
<b>Itemize loan categories included in Memorandum item 1.f, above that exceed 10 percent of total loan modifications to borrowers experiencing financial difficulty that are past due 30 days or more or in nonaccrual status (sum of Memorandum items 1.a through 1.e plus 1.f, columns A through C):</b>							
(1) Loans secured by farmland.....	K130	0	K131	0	K132	0	M.1.f.1.
(2) and (3) Not applicable							

<sup>1</sup> The \$300 million asset-size test is based on the total assets reported on the June 30, 2023, Report of Condition.

**Schedule RC-N—Continued**

**Memoranda—Continued**

	(Column A) Past due 30 through 89 days and still accruing		(Column B) Past due 90 days or more and still accruing		(Column C) Nonaccrual		
	RCON	Amount	RCON	Amount	RCON	Amount	
	Dollar Amounts in Thousands						
1. f. (4) Loans to individuals for household, family, and other personal expenditures:							
(a) Credit cards.....	K274	0	K275	0	K276	0	M.1.f.4.a.
(b) Automobile loans.....	K277	0	K278	0	K279	0	M.1.f.4.b.
(c) Other (includes revolving credit plans other than credit cards and other consumer loans).....	K280	0	K281	0	K282	0	M.1.f.4.c.
<i>Memorandum item 1.f.5. is to be completed by:</i> <sup>1</sup>							
• Banks with \$300 million or more in total assets							
• Banks with less than \$300 million in total assets that have loans to finance agricultural production and other loans to farmers (Schedule RC-C, Part I, item 3) exceeding 5 percent of total loans							
(5) Loans to finance agricultural production and other loans to farmers included in Schedule RC-N, Memorandum item 1.f, above.....	K138	NR	K139	NR	K140	NR	M.1.f.5.
<b>g. Total loan modifications to borrowers experiencing financial difficulty included in Schedule RC-N, items 1 through 7, above (sum of Memorandum items 1.a.(1) through 1.e plus 1.f) (2).....</b>	HK26	0	HK27	0	HK28	0	M.1.g.
2. Loans to finance commercial real estate, construction, and land development activities (not secured by real estate) included in Schedule RC-N, items 4 and 7, above.....	6558	0	6559	0	6560	0	M.2.
3. <i>Memorandum items 3.a through 3.d are to be completed by banks with \$300 million or more in total assets:</i> <sup>1</sup>							
a. Loans secured by real estate to non-U.S. addressees (domicile) (included in Schedule RC-N, item 1, above).....	1248	NR	1249	NR	1250	NR	M.3.a.
b. Loans to and acceptances of foreign banks (included in Schedule RC-N, item 2, above).....	5380	NR	5381	NR	5382	NR	M.3.b.
c. Commercial and industrial loans to non-U.S. addressees (domicile) (included in Schedule RC-N, item 4, above).....	1254	NR	1255	NR	1256	NR	M.3.c.

1 The \$300 million asset-size test and the 5 percent of total loans test are based on the total assets and total loans reported on the June 30, 2023, Report of Condition.

2 Exclude amounts reported in Memorandum items 1.e.(1), 1.e.(2), and 1.f.(1) through 1.f.(5) when calculating the total in Memorandum item 1.g.



**Schedule RC-N—Continued**

**Memoranda—Continued**

	(Column A) Past due 30 through 89 days and still accruing		(Column B) Past due 90 days or more and still accruing		(Column C) Nonaccrual		
	RCON	Amount	RCON	Amount	RCON	Amount	
Dollar Amounts in Thousands							
3 d. Leases to individuals for household, family, and other personal expenditures (included in Schedule RC-N, item 8, above).....	F166	NR	F167	NR	F168	NR	M.3.d.
<i>Memorandum item 4 is to be completed by:</i> <ul style="list-style-type: none"> <li><i>banks with \$300 million or more in total assets</i></li> <li><i>banks with less than \$300 million in total assets that have loans to finance agricultural production and other loans to farmers (Schedule RC-C, Part I, item 3) exceeding 5 percent of total loans:</i></li> </ul>							
4. Loans to finance agricultural production and other loans to farmers (included in Schedule RC-N, item 7, above).....	1594	NR	1597	NR	1583	NR	M.4.
5. Loans and leases held for sale (included in RC-N, items 1 through 8, above).....	C240	0	C241	0	C226	0	M.5.
6. Not applicable							
<i>Memorandum items 7 and 8 are to be completed semiannually in the June and December reports only.</i>							
7. Additions to nonaccrual assets during the previous six months.....	C410	0					M.7.
8. Nonaccrual assets sold during the previous six months.....	C411	0					M.8.

	(Column A) Past due 30 through 89 days and still accruing		(Column B) Past due 90 days or more and still accruing		(Column C) Nonaccrual		
	RCON	Amount	RCON	Amount	RCON	Amount	
Dollar Amounts in Thousands							
<b>9. Loans to nondepository financial institutions included in Schedule RC-N, item 7.....</b>	PV23	0	PV24	0	PV25	0	M.9.

<sup>1</sup> The \$300 million asset-size test and the 5 percent of total loans test are based on the total assets and total loans reported on the June 30, 2023, Report of Condition.

### Schedule RC-O—Other Data for Deposit Insurance Assessments

All FDIC-insured depository institutions must complete items 1 and 2, 4 through 9, 10, and 11, Memorandum item 1, and, if applicable, item 9.a, Memorandum items 2, 3, and 5 through 18 each quarter. Unless otherwise indicated, complete items 1 through 11 and Memorandum items 1 through 3 on an "unconsolidated single FDIC certificate number basis" (see instructions) and complete Memorandum items 5 through 18 on a fully consolidated basis.

Dollar Amounts in Thousands		RCON	Amount	
1. Total deposit liabilities before exclusions (gross) as defined in Section 3(l) of the Federal Deposit Insurance Act and FDIC regulations.....				
		F236	NR	1.
2. Total allowable exclusions, including interest accrued and unpaid on allowable exclusions.....				
		F237	NR	2.
3. Not applicable				
4. Average consolidated total assets for the calendar quarter.....				
		K652	NR	4.
a. Averaging method used				
(for daily averaging, enter 1, for weekly averaging, enter 2).....				
		K653	NR	4.a
			Amount	4.a
5. Average tangible equity for the calendar quarter (1).....				
		K654	NR	5.
6. Holdings of long-term unsecured debt issued by other FDIC-insured depository institutions.....				
		K655	NR	6.
7. Unsecured "Other borrowings" with a remaining maturity of (sum of items 7.a through 7.d must be less than or equal to Schedule RC-M, items 5.b.(1)(a)-(d) minus item 10.b):				
a. One year or less.....				
		G465	NR	7.a.
b. Over one year through three years.....				
		G466	NR	7.b.
c. Over three years through five years.....				
		G467	NR	7.c.
d. Over five years.....				
		G468	NR	7.d.
8. Subordinated notes and debentures with a remaining maturity of (sum of items 8.a. through 8.d. must equal Schedule RC, item 19):				
a. One year or less.....				
		G469	NR	8.a.
b. Over one year through three years.....				
		G470	NR	8.b.
c. Over three years through five years.....				
		G471	NR	8.c.
d. Over five years.....				
		G472	NR	8.d.
9. Brokered reciprocal deposits (included in Schedule RC-E, Memorandum item 1.b).....				
		G803	NR	9.
<i>Item 9.a is to be completed on a fully consolidated basis by all institutions that own another insured depository institution.</i>				
a. Fully consolidated brokered reciprocal deposits.....				
		L190	NR	9.a
10. Banker's bank certification:				
Does the reporting institution meet both the statutory definition of a banker's bank and the business conduct test set forth in FDIC regulations?.....				
		K656	NR	10.
<i>If the answer to item 10 is "YES", complete items 10.a and 10.b.</i>				
			Amount	
a. Banker's bank deduction.....				
		K657	NR	10.a
b. Banker's bank deduction limit.....				
		K658	NR	10.b
11. Custodial bank certification:				
Does the reporting institution meet the definition of a custodial bank set forth in FDIC regulations?.....				
		K659	NR	11.
<i>If the answer to item 11 is "YES", complete items 11.a and 11.b.<sup>2</sup></i>				
			Amount	
a. Custodial bank deduction.....				
		K660	NR	11.a
b. Custodial bank deduction limit.....				
		K661	NR	11.b

<sup>1</sup> See instructions for averaging methods. For deposit insurance assessment purposes, tangible equity is defined as Tier 1 capital as set forth in the banking agencies' regulatory capital standards and reported in Schedule RC-R, Part I, item 26, except as described in the instructions.

<sup>2</sup> If the amount reported in item 11.b is zero, item 11.a may be left blank.

# Schedule RC-O—Continued

## Memoranda

		Dollar Amounts in Thousands		RCON	Amount
1. Total deposit liabilities of the bank, including related interest accrued and unpaid, less allowable exclusions, including related interest accrued and unpaid (sum of Memorandum items 1.a.(1), 1.b.(1), 1.c.(1), and 1.d.(1) must equal Schedule RC-O, item 1 less item 2):					
a. Deposit accounts (excluding retirement accounts) of \$250,000 or less: <sup>1</sup>					
(1) Amount of deposit accounts (excluding retirement accounts) of \$250,000 or less.....		F049		NR	M.1.a.1.
(2) Number of deposit accounts (excluding retirement accounts) of \$250,000 or less.....		F050	Number	NR	M.1.a.2.
b. Deposit accounts (excluding retirement accounts) of more than \$250,000: <sup>1</sup>					
(1) Amount of deposit accounts (excluding retirement accounts) of more than \$250,000.....		F051		NR	M.1.b.1.
(2) Number of deposit accounts (excluding retirement accounts) of more than \$250,000.....		F052	Number	NR	M.1.b.2.
c. Retirement deposit accounts of \$250,000 or less: <sup>1</sup>					
(1) Amount of retirement deposit accounts of \$250,000 or less.....		F045		NR	M.1.c.1.
(2) Number of retirement deposit accounts of \$250,000 or less.....		F046	Number	NR	M.1.c.2.
d. Retirement deposit accounts of more than \$250,000: <sup>1</sup>					
(1) Amount of retirement deposit accounts of more than \$250,000.....		F047		NR	M.1.d.1.
(2) Number of retirement deposit accounts of more than \$250,000.....		F048	Number	NR	M.1.d.2.
<i>Memorandum item 2 is to be completed by banks with \$1 billion or more in total assets.<sup>2</sup></i>					
2. Estimated amount of uninsured assessable deposits, including related interest accrued and unpaid (see instructions) (3).....		5597		NR	M.2.
3. Has the reporting institution been consolidated with a parent bank or savings association in that parent bank's or parent savings association's Call Report? If so, report the legal title and FDIC Certificate Number of the parent bank or parent savings association:					
TEXT		RCON	FDIC Cert. No.		
A545		A545		NR	M.3.
4. Not applicable					

<sup>1</sup> The dollar amounts used as the basis for reporting in Memorandum items 1.a through 1.d reflect the deposit insurance limits in effect on the report date.

<sup>2</sup> The \$1 billion asset-size test is based on the total assets reported on the June 30, 2023, Report of Condition.

<sup>3</sup> Uninsured deposits should be estimated based on the deposit insurance limits set forth in Memorandum items 1.a through 1.d.

**Schedule RC-O—Continued**

Amounts reported in Memorandum items 6 through 9, 14, and 15 will not be made available to the public on an individual institution basis.

**Memoranda—Continued**

	Dollar Amounts in Thousands		RCON	Amount
<i>Memorandum items 5 through 12 are to be completed by "large institutions" and "highly complex institutions" as defined in FDIC regulations.</i>				
5. Applicable portion of the CECL transitional amount or modified CECL transitional amount that has been added to retained earnings for regulatory capital purposes as of the current report date and is attributable to loans and leases held for investment.....	MW53		NR	M.5.
6. Criticized and classified items:				
a. Special mention .....	K663		NR	M.6.a.
b. Substandard .....	K664		NR	M.6.b.
c. Doubtful .....	K665		NR	M.6.c.
d. Loss .....	K666		NR	M.6.d.
7. "Nontraditional 1-4 family residential mortgage loans" as defined for assessment purposes only in FDIC regulations:				
a. Nontraditional 1-4 family residential mortgage loans .....	N025		NR	M.7.a.
b. Securitizations of nontraditional 1-4 family residential mortgage loans .....	N026		NR	M.7.b.
8. "Higher-risk consumer loans" as defined for assessment purposes only in FDIC regulations:				
a. Higher-risk consumer loans .....	N027		NR	M.8.a.
b. Securitizations of higher-risk consumer loans .....	N028		NR	M.8.b.
9. "Higher-risk commercial and industrial loans and securities" as defined for assessment purposes only in FDIC regulations:				
a. Higher-risk commercial and industrial loans and securities .....	N029		NR	M.9.a.
b. Securitizations of higher-risk commercial and industrial loans and securities .....	N030		NR	M.9.b.
10. Commitments to fund construction, land development, and other land loans secured by real estate:				
a. Total unfunded commitments .....	K676		NR	M.10.a.
b. Portion of unfunded commitments guaranteed or insured by the U.S. government (including the FDIC) .....	K677		NR	M.10.b.
11. Amount of other real estate owned recoverable from the U.S. government under guarantee or insurance provisions (excluding FDIC loss-sharing agreements) .....	K669		NR	M.11.
12. Nonbrokered time deposits of more than \$250,000 (included in Schedule RC-E, Memorandum item 2.d) .....	K678		NR	M.12.
<i>Memorandum item 13.a is to be completed by "large institutions" and "highly complex institutions" as defined in FDIC regulations. Memorandum items 13.b through 13.h are to be completed by "large institutions" only.</i>				
13. Portion of funded loans and securities guaranteed or insured by the U.S. government (including FDIC loss-sharing agreements):				
a. Construction, land development, and other land loans secured by real estate .....	N177		NR	M.13.a.
b. Loans secured by multifamily residential and nonfarm nonresidential properties .....	N178		NR	M.13.b.
c. Closed-end loans secured by first liens on 1-4 family residential properties .....	N179		NR	M.13.c.
d. Closed-end loans secured by junior liens on 1-4 family residential properties and revolving, open-end loans secured by 1-4 family residential properties and extended under lines of credit .....	N180		NR	M.13.d.
e. Commercial and industrial loans .....	N181		NR	M.13.e.
f. Credit card loans to individuals for household, family, and other personal expenditures .....	N182		NR	M.13.f.
g. All other loans to individuals for household, family, and other personal expenditures .....	N183		NR	M.13.g.
h. Non-agency residential mortgage-backed securities .....	M963		NR	M.13.h.
<i>Memorandum items 14 and 15 are to be completed by "highly complex institutions" as defined in FDIC regulations.</i>				
14. Amount of the institution's largest counterparty exposure .....	K673		NR	M.14.
15. Total amount of the institution's 20 largest counterparty exposures .....	K674		NR	M.15.

# Schedule RC-O—Continued

## Memoranda—Continued

Dollar Amounts in Thousands	RCON	Amount	
<i>Memorandum item 16 is to be completed by "large institutions" and "highly complex institutions" as defined in FDIC regulations.</i>			
<b>16. Portion of loan modifications to borrowers experiencing financial difficulty that are in compliance with their modified terms and are guaranteed or insured by the U.S. government (including the FDIC) (included in Schedule RC-C, Part I, Memorandum item 1).....</b>	L189	NR	M.16.
<i>Memorandum item 17 is to be completed on a fully consolidated basis by those "large institutions" and "highly complex institutions" as defined in FDIC regulations that own another insured depository institution.</i>			
<b>17. Selected fully consolidated data for deposit insurance assessment purposes:</b>			
<b>a. Total deposit liabilities before exclusions (gross) as defined in Section 3(l) of the Federal Deposit Insurance Act and FDIC regulations.....</b>	L194	NR	M.17.a
<b>b. Total allowable exclusions, including interest accrued and unpaid on allowable exclusions.....</b>	L195	NR	M.17.b
<b>c. Unsecured "Other borrowings" with a remaining maturity of one year or less.....</b>	L196	NR	M.17.c
<b>d. Estimated amount of uninsured deposits, including related interest accrued and unpaid.....</b>	L197	NR	M.17.d

**Schedule RC-O—Continued**

Memorandum item 18 is to be completed by "large institutions" and "highly complex institutions" as defined in FDIC regulations. Amounts reported in Memorandum item 18 will not be made available to the public on an individual institution basis.

Two-Year Probability of Default (PD)						
(Column A)	(Column B)	(Column C)	(Column D)	(Column E)	(Column F)	(Column G)
<= 1% Amount	1.01-4% Amount	4.01-7% Amount	7.01-10% Amount	10.01-14% Amount	14.01-16% Amount	16.01-18% Amount
Dollar Amounts in Thousands						
18. Outstanding balance of 1-4 family residential mortgage loans, consumer loans, and consumer leases by two-year probability of default:						
a. "Nontraditional 1-4 family residential mortgage loans" as defined for assessment purposes only in FDIC regulations.....	RCON M964 NR	RCON M965 NR	RCON M966 NR	RCON M967 NR	RCON M968 NR	RCON M969 NR
b. Closed-end loans secured by first liens on 1-4 family residential properties.....	RCON M979 NR	RCON M980 NR	RCON M981 NR	RCON M982 NR	RCON M983 NR	RCON M984 NR
c. Closed-end loans secured by junior liens on 1-4 family residential properties.....	RCON M994 NR	RCON M995 NR	RCON M996 NR	RCON M997 NR	RCON M998 NR	RCON M999 NR
d. Revolving, open-end loans secured by 1-4 family residential properties and extended under lines of credit.....	RCON N010 NR	RCON N011 NR	RCON N012 NR	RCON N013 NR	RCON N014 NR	RCON N015 NR
e. Credit cards.....	RCON N040 NR	RCON N041 NR	RCON N042 NR	RCON N043 NR	RCON N044 NR	RCON N045 NR
f. Automobile loans.....	RCON N055 NR	RCON N056 NR	RCON N057 NR	RCON N058 NR	RCON N059 NR	RCON N060 NR
g. Student loans.....	RCON N070 NR	RCON N071 NR	RCON N072 NR	RCON N073 NR	RCON N074 NR	RCON N075 NR
h. Other consumer loans and revolving credit plans other than credit cards.....	RCON N085 NR	RCON N086 NR	RCON N087 NR	RCON N088 NR	RCON N089 NR	RCON N090 NR
i. Consumer leases.....	RCON N100 NR	RCON N101 NR	RCON N102 NR	RCON N103 NR	RCON N104 NR	RCON N105 NR
j. Total.....	RCON N115 NR	RCON N116 NR	RCON N117 NR	RCON N118 NR	RCON N119 NR	RCON N120 NR
						RCON M970 NR
						RCON M985 NR
						RCON N001 NR
						RCON N016 NR
						RCON N046 NR
						RCON N061 NR
						RCON N076 NR
						RCON N091 NR
						RCON N106 NR
						RCON N121 NR
						RCON M18.a NR
						RCON M18.b NR
						RCON M18.c NR
						RCON M18.d NR
						RCON M18.e NR
						RCON M18.f NR
						RCON M18.g NR
						RCON M18.h NR
						RCON M18.i NR
						RCON M18.j NR

**Schedule RC-O—Continued**

Memorandum item 18 is to be completed by "large institutions" and "highly complex institutions" as defined in FDIC regulations. Amounts reported in Memorandum item 18 will not be made available to the public on an individual institution basis.

	Two-Year Probability of Default (PD)										(Column O) PDs Were Derived Using <sup>1</sup> Number	
	(Column H)	(Column I)	(Column J)	(Column K)	(Column L)	(Column M)	(Column N)					
	18.01-20% Amount	20.01-22% Amount	22.01-26% Amount	26.01-30% Amount	Amount > 30%	Unscoreable Amount	Total Amount					
18. Outstanding balance of 1-4 family residential mortgage loans, consumer loans, and consumer leases by two-year probability of default:												
a. "Nontraditional 1-4 family residential mortgage loans" as defined for assessment purposes only in FDIC regulations.....	RCON M971	RCON M972	RCON M973	RCON M974	RCON M975	RCON M976	RCON M977				RCON M978	M.18.a
b. Closed-end loans secured by first liens on 1-4 family residential properties.....	RCON M986	RCON M987	RCON M988	RCON M989	RCON M990	RCON M991	RCON M992				RCON M993	M.18.b
c. Closed-end loans secured by junior liens on 1-4 family residential properties.....	RCON N002	RCON N003	RCON N004	RCON N005	RCON N006	RCON N007	RCON N008				RCON N009	M.18.c
d. Revolving, open-end loans secured by 1-4 family residential properties and extended under lines of credit.....	RCON N017	RCON N018	RCON N019	RCON N020	RCON N021	RCON N022	RCON N023				RCON N024	M.18.d
e. Credit cards.....	RCON N047	RCON N048	RCON N049	RCON N050	RCON N051	RCON N052	RCON N053				RCON N054	M.18.e
f. Automobile loans.....	RCON N062	RCON N063	RCON N064	RCON N065	RCON N066	RCON N067	RCON N068				RCON N069	M.18.f
g. Student loans.....	RCON N077	RCON N078	RCON N079	RCON N080	RCON N081	RCON N082	RCON N083				RCON N084	M.18.g
h. Other consumer loans and revolving credit plans other than credit cards.....	RCON N092	RCON N093	RCON N094	RCON N095	RCON N096	RCON N097	RCON N098				RCON N099	M.18.h
i. Consumer leases.....	RCON N107	RCON N108	RCON N109	RCON N110	RCON N111	RCON N112	RCON N113				RCON N114	M.18.i
j. Total.....	RCON N122	RCON N123	RCON N124	RCON N125	RCON N126	RCON N127	RCON N128				RCON N129	M.18.j

<sup>1</sup> For PDs derived using scores and default rate mappings provided by a third-party vendor, enter 1; for PDs derived using an internal approach, enter 2; for PDs derived using third-party vendor mappings for some loans within a product type and an internal approach for other loans within the same product type, enter 3. If the total reported in Column N for a product type is zero, enter 0.

## Schedule RC-P—1-4 Family Residential Mortgage Banking Activities

Schedule RC-P is to be completed by banks with at which either 1-4 family residential mortgage loan originations and purchases for resale<sup>1</sup> from all sources, loan sales, or quarter-end loans held for sale or trading exceed \$10 million for two consecutive quarters.

	Dollar Amounts in Thousands	RCON	Amount	
1. Retail originations during the quarter of 1-4 family residential mortgage loans for sale (1).....		HT81	0	1.
2. Wholesale originations and purchases during the quarter of 1-4 family residential mortgage loans for sale (1).....		HT82	0	2.
3. 1-4 family residential mortgages sold during the quarter.....		FT04	0	3.
4. 1-4 family residential mortgage loans held for sale or trading at quarter-end (included in Schedule RC, items 4.a and 5).....		FT05	0	4.
5. Noninterest income for the quarter from the sale, securitization, and servicing of 1-4 family residential mortgage loans (included in Schedule RI, items 5.c, 5.f, 5.g, and 5.i).....		RIAD		5.
6. Repurchases and indemnifications of 1-4 family residential mortgage loans during the quarter.....		HT85	0	6.
7. Representation and warranty reserves for 1-4 family residential mortgage loans sold:		RCON		
a. For representations and warranties made to U.S. government agencies and government-sponsored agencies .....		HT86	0	6.
b. For representations and warranties made to other parties.....				
c. Total representation and warranty reserves (sum of items 7.a and 7.b).....		L191	0	7.a.
		L192	0	7.b.
		M288	0	7.c.

<sup>1</sup> Exclude originations and purchases of 1–4 family residential mortgage loans that are held for investment.



## Schedule RC-Q—Assets and Liabilities Measured at Fair Value on a Recurring Basis

Schedule RC-Q is to be completed by banks that:

- (1) Have elected to report financial instruments or servicing assets and liabilities at fair value under a fair value option with changes in fair value recognized in earnings, or
- (2) Are required to complete Schedule RC-D, Trading Assets and Liabilities.

	(Column A) Total Fair Value Reported on Schedule RC		(Column B) LESS: Amounts Netted in the Determination of Total Fair Value		(Column C) Level 1 Fair Value Measurements		(Column D) Level 2 Fair Value Measurements		(Column E) Level 3 Fair Value Measurements	
	RCON	Amount	RCON	Amount	RCON	Amount	RCON	Amount	RCON	Amount
Dollar Amounts in Thousands										
<b>Assets</b>										
1. Available-for-sale debt securities and equity securities with readily determinable fair values not held for trading (1).....	JA36	2,300	G474	0	G475	2,300	G476	0	G477	0
2. Not applicable										
3. Loans and leases held for sale.....	G483	0	G484	0	G485	0	G486	0	G487	0
4. Loans and leases held for investment.....	G488	0	G489	0	G490	0	G491	0	G492	0
5. Trading assets:										
a. Derivative assets.....	3543	0	G493	0	G494	0	G495	0	G496	0
b. Other trading assets.....	G497	0	G498	0	G499	0	G500	0	G501	0
(1) Nontrading securities at fair value with changes in fair value reported in current earnings (included in Schedule RC-Q, item 5.b, above).....	F240	0	F684	0	F692	0	F241	0	F242	0
6. All other assets.....	G391	0	G392	0	G395	0	G396	0	G804	0
7. Total assets measured at fair value on a recurring basis (sum of items 1 through 5.b plus item 6).....	G502	2,300	G503	0	G504	2,300	G505	0	G506	0
<b>Liabilities</b>										
8. Deposits.....	F252	0	F686	0	F694	0	F253	0	F254	0
9. Not applicable										
10. Trading liabilities:										
a. Derivative liabilities.....	3547	0	G512	0	G513	0	G514	0	G515	0
b. Other trading liabilities.....	G516	0	G517	0	G518	0	G519	0	G520	0
11. and 12. not applicable										
13. All other liabilities.....	G805	0	G806	0	G807	0	G808	0	G809	0
14. Total liabilities measured at fair value on a recurring basis (sum of items 8 through 13).....	G531	0	G532	0	G533	0	G534	0	G535	0

1 The amount reported in item 1, column A, must equal the sum of Schedule RC, items 2.b and 2.c.

**Schedule RC-Q—Continued**

	Dollar Amounts in Thousands									
	(Column A) Total Fair Value Reported on Schedule RC		(Column B) LESS: Amounts Netted in the Determination of Total Fair Value		(Column C) Level 1 Fair Value Measurements		(Column D) Level 2 Fair Value Measurements		(Column E) Level 3 Fair Value Measurements	
	RCON	Amount	RCON	Amount	RCON	Amount	RCON	Amount	RCON	Amount
<b>Memoranda</b>										
1. All other assets (itemize and describe amounts included in Schedule RC-Q, item 6, that are greater than \$100,000 and exceed 25% of item 6):										
a. Mortgage servicing assets.....										
b. Nontrading derivative assets.....										
TEXT										
G546		0	G537	0	G538	0	G539	0	G540	0
TEXT										
G551		0	G542	0	G543	0	G544	0	G545	0
TEXT										
G556		0	G547	0	G548	0	G549	0	G550	0
TEXT										
G561		0	G552	0	G553	0	G554	0	G555	0
TEXT										
G556		0	G557	0	G558	0	G559	0	G560	0
TEXT										
G561		0	G562	0	G563	0	G564	0	G565	0
TEXT										
G571		0	G572	0	G573	0	G574	0	G575	0
TEXT										
G576		0	G577	0	G578	0	G579	0	G580	0
TEXT										
G581		0	G582	0	G583	0	G584	0	G585	0
TEXT										
G586		0	G587	0	G588	0	G589	0	G590	0
TEXT										
G586		0	G587	0	G588	0	G589	0	G590	0
2. All other liabilities (itemize and describe amounts included in Schedule RC-Q, item 13, that are greater than \$100,000 and exceed 25% of item 13):										
a. Loan commitments (not accounted for as derivatives).....										
b. Nontrading derivative liabilities.....										
TEXT										
G571		0	F689	0	F697	0	F262	0	F263	0
TEXT										
G576		0	G567	0	G568	0	G569	0	G570	0
TEXT										
G571		0	G572	0	G573	0	G574	0	G575	0
TEXT										
G576		0	G577	0	G578	0	G579	0	G580	0
TEXT										
G581		0	G582	0	G583	0	G584	0	G585	0
TEXT										
G586		0	G587	0	G588	0	G589	0	G590	0
TEXT										
G586		0	G587	0	G588	0	G589	0	G590	0

### Schedule RC-Q—Continued

#### Memoranda—Continued

Dollar Amounts in Thousands	RCON	Amount	
3. Loans measured at fair value (included in Schedule RC-C, Part I, items 1 through 9):			
a. Loans secured by real estate:			
(1) Secured by 1-4 family residential properties.....	HT87	0	M.3.a.1.
(2) All other loans secured by real estate.....	HT88	0	M.3.a.2.
b. Commercial and industrial loans.....	F585	0	M.3.b.
c. Loans to individuals for household, family, and other personal expenditures (i.e., consumer loans) (includes purchased paper).....			
	HT89	0	M.3.c.
d. Other loans.....	F589	0	M.3.d.
4. Unpaid principal balance of loans measured at fair value (reported in Schedule RC-Q, Memorandum item 3):			
a. Loans secured by real estate:			
(1) Secured by 1-4 family residential properties.....	HT91	0	M.4.a.1.
(2) All other loans secured by real estate.....	HT92	0	M.4.a.2.
b. Commercial and industrial loans.....	F597	0	M.4.b.
c. Loans to individuals for household, family, and other personal expenditures (i.e., consumer loans) (includes purchased paper).....			
	HT93	0	M.4.c.
d. Other loans.....	F601	0	M.4.d.

# Schedule RC-R—Regulatory Capital

## Part I. Regulatory Capital Components and Ratios

Part I is to be completed on a consolidated basis.

	Dollar Amounts in Thousands		RCOA	Amount	
<b>Common Equity Tier 1 Capital</b>					
1. Common stock plus related surplus, net of treasury stock and unearned employee stock ownership plan (ESOP) shares.....	P742	2,067			1.
2. Retained earnings (1).....	KW00	10,652			2.
a. Does your institution have a CECL transition election in effect as of the quarter-end report date? (enter "0" for No; enter "1" for Yes with a 3-year CECL transition election; enter "2" for Yes with a 5-year 2020 CECL transition election.) .....	RCOA	Number			2.a.
	JJ29	0			
3. Accumulated other comprehensive income (AOCI).....	RCOA	Amount			3.
	B530	(26)			
a. AOCI opt-out election (enter "1" for Yes; enter "0" for No.) .....	0=No	RCOA			3.a.
	1=Yes	P838	1		
4. Common equity tier 1 minority interest includable in common equity tier 1 capital.....	RCOA	Amount			4.
	P839	0			
5. Common equity tier 1 capital before adjustments and deductions (sum of items 1 through 4).....	P840	12,693			5.
<b>Common Equity Tier 1 Capital: Adjustments and Deductions</b>					
6. LESS: Goodwill net of associated deferred tax liabilities (DTLs).....	P841	0			6.
7. LESS: Intangible assets (other than goodwill and mortgage servicing assets (MSAs)), net of associated DTLs.....	P842	0			7.
8. LESS: Deferred tax assets (DTAs) that arise from net operating loss and tax credit carryforwards, net of any related valuation allowances and net of DTLs.....	P843	0			8.
9. AOCI-related adjustments (if entered "1" for Yes in item 3.a, complete only items 9.a through 9.e; if entered "0" for No in item 3.a, complete only item 9.f):					
a. LESS: Net unrealized gains (losses) on available-for-sale debt securities (if a gain, report as a positive value; if a loss, report as a negative value).....	P844	(26)			9.a.
b. Not applicable					
c. LESS: Accumulated net gains (losses) on cash flow hedges (if a gain, report as a positive value; if a loss, report as a negative value).....	P846	0			9.c.
d. LESS: Amounts recorded in AOCI attributed to defined benefit postretirement plans resulting from the initial and subsequent application of the relevant GAAP standards that pertain to such plans (if a gain, report as a positive value; if a loss, report as a negative value).....	P847	0			9.d.
e. LESS: Net unrealized gains (losses) on held-to-maturity securities that are included in AOCI (if a gain, report as a positive value; if a loss, report as a negative value).....	P848	0			9.e.
f. To be completed only by institutions that entered "0" for No in item 3.a: LESS: Accumulated net gain (loss) on cash flow hedges included in AOCI, net of applicable income taxes, that relates to the hedging of items that are not recognized at fair value on the balance sheet (if a gain, report as a positive value; if a loss, report as a negative value).....	P849	NR			9.f.

<sup>1</sup> Institutions that have elected to apply the 3-year or the 5-year 2020 CECL transition provision should include the applicable portion of the CECL transitional amount or the modified CECL transitional amount, respectively, in this item.

**Schedule RC-R—Continued**

**Part I - Continued**

	Dollar Amounts in Thousands	RCOA	Amount	
10. Other deductions from (additions to) common equity tier 1 capital before threshold-based deductions:				
a. LESS: Unrealized net gain (loss) related to changes in the fair value of liabilities that are due to changes in own credit risk (if a gain, report as a positive value; if a loss, report as a negative value).....		Q258	0	10.a.
b. LESS: All other deductions from (additions to) common equity tier 1 capital before threshold-based deductions.....		P850	0	10.b.
11. Not applicable				
12. Subtotal (item 5 minus items 6 through 10.b).....		P852	12,719	12.
13. LESS: Investments in the capital of unconsolidated financial institutions, net of associated DTLs, that exceed 25 percent of item 12.....		LB58	0	13.
14. LESS: MSAs, net of associated DTLs, that exceed 25 percent of item 12.....		LB59	0	14.
15. LESS: DTAs arising from temporary differences that could not be realized through net operating loss carrybacks, net of related valuation allowances and net of DTLs, that exceed 25 percent of item 12.....		LB60	0	15.
16. Not applicable				
17. LESS: Deductions applied to common equity tier 1 capital due to insufficient amounts of additional tier 1 capital and tier 2 capital (1) to cover deductions.....		P857	0	17.
18. Total adjustments and deductions for common equity tier 1 capital (sum of items 13 through 17).....		P858	0	18.
19. Common equity tier 1 capital (item 12 minus item 18).....		P859	12,719	19.
<b>Additional Tier 1 Capital</b>				
20. Additional tier 1 capital instruments plus related surplus.....		P860	0	20.
21. Non-qualifying capital instruments subject to phase-out from additional tier 1 capital.....		P861	0	21.
22. Tier 1 minority interest not included in common equity tier 1 capital.....		P862	0	22.
23. Additional tier 1 capital before deductions (sum of items 20, 21, and 22).....		P863	0	23.
24. LESS: Additional tier 1 capital deductions.....		P864	0	24.
25. Additional tier 1 capital (greater of item 23 minus item 24, or zero).....		P865	0	25.
<b>Tier 1 Capital</b>				
26. Tier 1 capital (sum of items 19 and 25).....		8274	12,719	26.
<b>Total Assets for the Leverage Ratio</b>				
27. Average total consolidated assets (2).....		KW03	18,699	27.
28. LESS: Deductions from common equity tier 1 capital and additional tier 1 capital (sum of items 6, 7, 8, 10.b, 13 through 15, 17, and certain elements of item 24 - see instructions).....		P875	0	28.
29. LESS: Other deductions from (additions to) assets for leverage ratio purposes.....		B596	0	29.
30. Total assets for the leverage ratio (item 27 minus items 28 and 29).....		A224	18,699	30.

1 An institution that has a CBLR framework election in effect as of the quarter-end report date is neither required to calculate tier 2 capital nor make any deductions that would have been taken from tier 2 capital as of the report date.

2 Institutions that have elected to apply the 3-year or the 5-year 2020 CECL transition provision should include the applicable portion of the CECL transitional amount or the modified CECL transitional amount, respectively, in item 27.

# Schedule RC-R—Continued

## Part I - Continued

### Leverage Ratio\*

31. Leverage ratio (item 26 divided by item 30) ..... 

RCOA	Percentage
7204	68.0197%

 31.

a. Does your institution have a community bank leverage ratio (CBLR) framework election in effect as of the quarter-end report date? (enter "1" for Yes; enter "0" for No) ..... 

0=No	RCOA	
1=Yes	LE74	0

 31.a.

If your institution entered "1" for Yes in item 31.a:

- Complete items 32 through 37 and, if applicable, items 38.a through 38.c,
- Do not complete items 39 through 55.b, and
- Do not complete Part II of Schedule RC-R.

If your institution entered "0" for No in item 31.a:

- Skip (do not complete) items 32 through 38.c,
- Complete items 39 through 55.b, as applicable, and
- Complete Part II of Schedule RC-R.

*Item 31.b is to be completed only by non-advanced approaches institutions that elect to use the Standardized Approach for Counterparty Credit Risk (SA-CCR) for purposes of the standardized approach and supplementary leverage ratio.*

b. Standardized Approach for Counterparty Credit Risk opt-in election (enter "1" for Yes; leave blank for No)..... 

	RCOA	
1=Yes	NC99	

 31.b.

### Qualifying Criteria and Other Information for CBLR Institutions\*

	(Column A)		(Column B)		
	RCOA	Amount	RCOA	Percentage	
32. Total assets (Schedule RC, item 12); (must be less than \$10 billion).....	2170	NR			32.
33. Trading assets and trading liabilities (Schedule RC, sum of items 5 and 15). Report as a dollar amount in column A and as a percentage of total assets (5% limit) in column B.....	KX77	NR	KX78	NR	33.
34. Off-balance sheet exposures:					
a. Unused portion of conditionally cancellable commitments.....	KX79	NR			34.a.
b. Securities lent and borrowed (Schedule RC-L, sum of items 6.a and 6.b).....	KX80	NR			34.b.
c. Other off-balance sheet exposures.....	KX81	NR			34.c.
d. Total off-balance sheet exposures (sum of items 34.a through 34.c). Report as a dollar amount in column A and as a percentage of total assets (25% limit) in column B.....	KX82	NR	KX83	NR	34.d.

	Dollar Amounts in Thousands		RCOA	Amount	
35. Unconditionally cancellable commitments.....			S540	NR	35.
36. Investments in the tier 2 capital of unconsolidated financial institutions.....			LB61	NR	36.
37. Allocated transfer risk reserve.....			3128	NR	37.
38. Amount of allowances for credit losses on purchased credit-deteriorated assets:					
a. Loans and leases held for investment.....			JJ30	NR	38.a.
b. Held-to-maturity debt securities.....			JJ31	NR	38.b.
c. Other financial assets measured at amortized cost.....			JJ32	NR	38.c.

\* Report each ratio as a percentage, rounded to four decimal places, e.g., 12.3456.

# Schedule RC-R—Continued

## Part I - Continued

If your institution entered "0" for No in item 31.a, complete items 39 through 55.b, as applicable, and Part II of Schedule RC-R.  
If your institution entered "1" for Yes in item 31.a, do not complete items 39 through 55.b or Part II of Schedule RC-R.

	Dollar Amounts in Thousands		RCOA	Amount
<b>Tier 2 Capital<sup>1</sup></b>				
39. Tier 2 capital instruments plus related surplus.....	P866	0		39.
40. Non-qualifying capital instruments subject to phase-out from tier 2 capital.....	P867	0		40.
41. Total capital minority interest that is not included in tier 1 capital.....	P868	0		41.
<b>42. Adjusted allowances for credit losses (AACL) includable in tier 2 capital (2).....</b>	<b>5310</b>	<b>0</b>		<b>42.</b>
43. Not applicable				
44. Tier 2 capital before deductions (sum of items 39 through 42).....	P870	0		44.
45. LESS: Tier 2 capital deductions.....	P872	0		45.
46. Tier 2 capital (greater of item 44 minus item 45, or zero).....	5311	0		46.
<b>Total Capital</b>				
47. Total capital (sum of items 26 and 46).....	3792	12,719		47.
<b>Total Risk-Weighted Assets</b>				
48. Total risk-weighted assets (from Schedule RC-R, Part II, item 31).....	A223	210		48.
<b>Risk-Based Capital Ratios*</b>				
	RCOA	Percentage		
49. Common equity tier 1 capital ratio (item 19 divided by item 48).....	P793	6056.6667%		49.
50. Tier 1 capital ratio (item 26 divided by item 48).....	7206	6056.6667%		50.
51. Total capital ratio (item 47 divided by item 48).....	7205	6056.6667%		51.
<b>Capital Buffer*</b>				
52. Institution-specific capital buffer necessary to avoid limitations on distributions and discretionary bonus payments:				
a. Capital conservation buffer .....	H311	6048.6667%		52.a.
b. Institutions subject to Category III capital standards only: Total applicable capital buffer .....	RCOW			
	H312	NR		52.b.
<b>Supplementary Leverage Ratio*</b>				
53. Eligible retained income (3).....	RCOA	Amount		
	H313	NR		53.
54. Distributions and discretionary bonus payments during the quarter (4).....	H314	NR		54.
<b>Supplementary Leverage Ratio*</b>				
55. Institutions subject to Category III capital standards only: Supplementary leverage ratio information:				
a. Total leverage exposure (5).....	H015	NR		55.a.
b. Supplementary leverage ratio.....		Percentage		
	H036	NR		55.b.

\* Report each ratio and buffer as a percentage, rounded to four decimal places, e.g., 12.3456.

1 An institution that has a CBLR framework election in effect as of the quarter-end report date is neither required to calculate tier 2 capital nor make any deductions that would have been taken from tier 2 capital as of the report date.

2 Institutions that have elected to apply the 3-year or the 5-year 2020 CECL transition provision should subtract the applicable portion of the AACL transitional amount or the modified AACL transitional amount, respectively, from the AACL, as defined in the regulatory capital rule, before determining the amount of AACL includable in tier 2 capital. See instructions for further detail on the CECL transition provisions.

3 Non-advanced approaches institutions other than Category III institutions must complete item 53 only if the amount reported in item 52.a above is less than or equal to 2.5000 percent. Category III institutions must complete item 53 only if the amount reported in item 52.a above is less than or equal to the amount reported in item 52.b above.

4 Non-advanced approaches institutions other than Category III institutions must complete item 54 only if the amount reported in Schedule RC-R, Part I, item 52.a, in the Call Report for the previous calendar quarter-end report date was less than or equal to 2.5000 percent. Category III institutions must complete item 54 only if the amount reported in Schedule RC-R, Part I, item 52.a, in the Call Report for the previous calendar quarter-end report date was less than or equal to the amount reported in Schedule RC-R, Part I, item 52.b, in the Call Report for that previous report date.

5 Institutions that have elected to apply the 3-year or the 5-year 2020 CECL transition provision should include the applicable portion of the CECL transitional amount or the modified CECL transitional amount, respectively, in item 55.a.

# Schedule RC-R—Continued

## Part II. Risk-Weighted Assets

Institutions that entered "1" for Yes in Schedule RC-R, Part I, item 31.a, do not have to complete Schedule RC-R, Part II. Institutions are required to assign a 100 percent risk weight to all assets not specifically assigned a risk weight under Subpart D of the federal banking agencies' regulatory capital rules' and not deducted from tier 1 or tier 2 capital.

	(Column A) Totals From Schedule RC	(Column B) Adjustments to Totals Reported in Column A	Allocation by Risk-Weight Category						(Column J) Amount			
			(Column C) 0%	(Column D) 2%	(Column E) 4%	(Column F) 10%	(Column G) 20%	(Column H) 50%		(Column I) 100%	(Column J) 150%	
	Amount	Amount	Amount	Amount	Amount	Amount	Amount	Amount	Amount	Amount	Amount	
<b>Dollar Amounts in Thousands</b>												
<b>Balance Sheet Asset Categories<sup>2</sup></b>												
1. Cash and balances due from depository institutions.....	RCON D957 10,916	RCON S396 0	RCON D958 9,866					RCON D959 1,050	RCON S397 0	RCON D960 0	RCON S398 0	RCON S400 0
2. Securities:	RCON D961 0	RCON S399 0	RCON D962 0	RCON H174 0	RCON H175 0			RCON D963 0	RCON D964 0	RCON D965 0	RCON S400 0	RCON S400 0
a. Held-to-maturity securities (3).....												
b. Available-for-sale debt securities and equity securities with readily determinable fair values not held for trading.....	RCON JA21 2,300	RCON S402 10	RCON D967 2,291	RCON H176 0	RCON H177 0			RCON D968 0	RCON D969 0	RCON D970 0	RCON S403 0	RCON S403 0
3. Federal funds sold and securities purchased under agreements to resell:	RCON D971 0		RCON D972 0					RCON D973 0	RCON S410 0	RCON D974 0	RCON S411 0	RCON S411 0
a. Federal funds sold.....	RCON H171 0	RCON H172 0										
b. Securities purchased under agreements to resell.....	RCON S413 0	RCON S414 0	RCON H173 0					RCON S415 0	RCON S416 0	RCON S417 0	RCON S417 0	RCON S417 0
4. Loans and leases held for sale:	RCON S419 0	RCON S420 0	RCON H174 0					RCON H175 0	RCON H176 0	RCON H177 0	RCON S421 0	RCON S421 0
a. Residential mortgage exposures.....												
b. High volatility commercial real estate exposures.....												

1 For national banks and federal savings associations, 12 CFR Part 3; for state member banks, 12 CFR Part 217; and for state nonmember banks and state savings associations, 12 CFR Part 324.

2 All securitization exposures held as on-balance sheet assets of the reporting institution are to be excluded from items 1 through 8 and are to be reported instead in item 9.

3 Institutions should report held-to-maturity securities net of allowances for credit losses in item 2.a, column A. Institutions should report as a negative number in item 2.a., column B, those allowances for credit losses eligible for inclusion in tier 2 capital, which excludes allowances for credit losses on purchased credit-deteriorated assets.



**Schedule RC-R—Continued**  
**Part II—Continued**

	(Column K)	(Column L)	(Column M)	Allocation by Risk-Weight Category				(Column R)	(Column S)
				(Column N)	(Column O)	(Column P)	(Column Q)		
	250%	300%	400%	600%	625%	937.5%	1250%		
	Amount	Amount	Amount	Amount	Amount	Amount	Amount	Exposure Amount	Risk-Weighted Asset Amount
<b>Dollar Amounts in Thousands</b>									
<b>Balance Sheet Asset Categories (continued)</b>									
1. Cash and balances due from depository institutions.....									
2. Securities:									
a. Held-to-maturity securities.....									
b. Available-for-sale debt securities and equity securities with readily determinable fair values not held for trading.....		RCON S405		RCON S406				RCON H271	RCON H272
3. Federal funds sold and securities purchased under agreements to resell:		0		0				0	0
a. Federal funds sold.....									
b. Securities purchased under agreements to resell.....									
4. Loans and leases held for sale:									
a. Residential mortgage exposures.....								RCON H273	RCON H274
b. High volatility commercial real estate exposures.....								RCON H275	RCON H276
								0	0

1 Includes, for example, investments in mutual funds/investment funds, exposures collateralized by securitization exposures or mutual funds, separate account bank-owned life insurance, and default fund contributions to central counterparties.

**Schedule RC-R—Continued**

**Part II—Continued**

	(Column A) Totals From Schedule RC	(Column B) Adjustments to Totals Reported in Column A	Allocation by Risk-Weight Category							(Column J) Amount
			(Column C) Amount	(Column D) Amount	(Column E) Amount	(Column F) Amount	(Column G) Amount	(Column H) Amount	(Column I) Amount	
	Amount	Amount	0%	2%	4%	10%	20%	50%	100%	150%
4. Loans and leases held for sale (continued):										
c. Exposures past due 90 days or more or on nonaccrual (1):	RCON S423	RCON S424	RCON S425	RCON H178	RCON H179		RCON S426	RCON S427	RCON S428	RCON S429
	0	0	0	0	0		0	0	0	0
	RCON S431	RCON S432	RCON S433	RCON H180	RCON H181		RCON S434	RCON S435	RCON S436	RCON S437
	0	0	0	0	0		0	0	0	0
d. All other exposures:	RCON S439	RCON S440	RCON H178				RCON S441	RCON S442	RCON S443	
a. Residential mortgage exposures:	0	0	0				0	0	0	
b. High volatility commercial real estate exposures:	RCON S445	RCON S446	RCON H179				RCON H180	RCON H181	RCON H182	RCON S447
	0	0	0				0	0	0	0
c. Exposures past due 90 days or more or on nonaccrual (3):	RCON S449	RCON S450	RCON S451	RCON H182	RCON H183		RCON S452	RCON S453	RCON S454	RCON S455
	0	0	0	0	0		0	0	0	0
d. All other exposures:	RCON S457	RCON S458	RCON S459	RCON H184	RCON H185		RCON S460	RCON S461	RCON S462	RCON S463
	0	0	0	0	0		0	0	0	0
6. LESS: Allowance for credit losses on loans and leases:	RCON 3123	RCON 3123								
	0	0								

1 For loans and leases held for sale, exclude residential mortgage exposures, high volatility commercial real estate exposures, or sovereign exposures that are past due 90 days or more or on nonaccrual.  
 2 Institutions should report as a positive number in column B of items 5.a through 5.d, as appropriate, any allowances for credit losses on purchased credit-deteriorated assets reported in column A of items 5.a through 5.d, as appropriate.  
 3 For loans and leases held for investment, exclude residential mortgage exposures, high volatility commercial real estate exposures, or sovereign exposures that are past due 90 days or more or on nonaccrual.



**Schedule RC-R—Continued**

**Part II—Continued**

	(Column A) Totals From Schedule RC	(Column B) Adjustments to Totals Reported in Column A	Allocation by Risk-Weight Category							(Column J) Amount
			(Column C) Amount	(Column D) Amount	(Column E) Amount	(Column F) Amount	(Column G) Amount	(Column H) Amount	(Column I) Amount	
	0%	2%	4%	10%	20%	50%	100%	150%		
	RCON D976	RCON D977	RCON H186	RCON H187	RCON D978	RCON D979	RCON D980	RCON S467		
Dollar Amounts in Thousands										
7. Trading assets.....	0	0	0	0	0	0	0	0	7.	
8. All other assets (1,2,3).....	0	0	0	0	0	0	0	0	8.	
a. Separate account bank-owned life insurance.....									8.a.	
b. Default fund contributions to central counterparties.....									8.b.	

1 Includes premises and fixed assets; other real estate owned; investments in unconsolidated subsidiaries and associated companies; direct and indirect investments in real estate ventures; intangible assets; and other assets.

2 Institutions that have elected to apply the 3-year or the 5-year 2020 CECL transition provision should report as a positive number in item 8, column B, the applicable portion of the DTA transitional amount as determined in accordance with the 3-year or the 5-year 2020 CECL transition rule, respectively.

3 Institutions that have reported any assets, net of allowances for credit losses in item 8, column A, should report as a negative number in item 8, column B, those allowances for credit losses eligible for inclusion in tier 2 capital, which excludes allowances for credit losses on purchased credit-deteriorated assets.

# Schedule RC-R—Continued

## Part II—Continued

(Column K)	(Column L)	(Column M)	(Column N)	(Column O)	(Column P)	(Column Q)	(Column R)	(Column S)
Allocation by Risk-Weight Category								
250%	300%	400%	600%	625%	937.5%	1250%	Exposure Amount	Risk-Weighted Asset Amount
Amount	Amount	Amount	Amount	Amount	Amount	Amount	Amount	Amount
	RCON H186	RCON H290	RCON H187				RCON H291	RCON H292
Dollar Amounts in Thousands								
7. Trading assets	0	0	0				0	0
8. All other assets (2)								
a. Separate account bank-owned life insurance	RCON H188	RCON S470	RCON S471				RCON H294	RCON H295
b. Default fund contributions to central counterparties	0	0	0				RCON H296	RCON H297
							RCON H298	RCON H299
							0	0
								0
								0

1 Includes, for example, investments in mutual funds/investment funds, exposures collateralized by securitization exposures or mutual funds, separate account bank-owned life insurance, and default fund contributions to central counterparties.

2 Includes premises and fixed assets; other real estate owned; investments in unconsolidated subsidiaries and associated companies; direct and indirect investments in real estate ventures; intangible assets; and other assets.

**Schedule RC-R—Continued**

**Part II—Continued**

	(Column A) Totals		(Column B) Adjustments to Totals Reported in Column A		(Column Q) Allocation by Risk-Weight Category (Exposure Amount)		(Column T) Total Risk-Weighted Asset Amount by Calculation Methodology	
	Amount	Amount	Amount	Amount	1250% Amount	SSFA <sup>1</sup> Amount	Gross-Up Amount	
Dollar Amounts in Thousands								
<b>Securitization Exposures: On- and Off-Balance Sheet</b>								
9. On-balance sheet securitization exposures:								
a. Held-to-maturity securities (2):								
b. Available-for-sale securities:								
c. Trading assets:								
d. All other on-balance sheet securitization exposures:								
10. Off-balance sheet securitization exposures:								

	(Column A) Total From Schedule RC		(Column B) Adjustments to Totals Reported in Column A		Allocation by Risk-Weight Category									
	Amount	Amount	Amount	Amount	(Column C)	(Column D)	(Column E)	(Column F)	(Column G)	(Column H)	(Column I)	(Column J)		
Dollar Amounts in Thousands														
11. Total balance sheet assets (3):	RCON 2170	13,216	RCON S500	10	0%	2%	4%	10%	20%	50%	100%	150%		
	Amount		Amount		Amount	Amount	Amount	Amount	Amount	Amount	Amount	Amount		
	RCON 2170	13,216	RCON S500	10	RCON D987	RCON H190	RCON H191	RCON D988	RCON D989	RCON D990	RCON S503			
					12,157	0	0	1,050	0	0	0	0		

	(Column K)		(Column L)		(Column M)		(Column N)		(Column O)		(Column P)		(Column Q)		(Column R)	
	Amount	Amount	Amount	Amount	Amount	Amount	Amount	Amount	Amount	Amount	Amount	Amount	Amount	Amount	Amount	Amount
Allocation by Risk-Weight Category																
250%			300%		400%		600%		625%		937.5%		1250%		Exposure Amount	
Amount			Amount		Amount		Amount		Amount		Amount		Amount		Amount	
RCON S504	0		RCON S505	0	RCON S506	0	RCON S507		RCON S510		RCON S511		RCON S510		RCON H300	
11. Total balance sheet assets (3):															0	0

<sup>1</sup> Simplified Supervisory Formula Approach.  
<sup>2</sup> Institutions should report held-to-maturity securities, net of allowances for credit losses in item 9.a, column A. Institutions should report as a negative number in item 9.a., column B, those allowances for credit losses eligible for inclusion in tier 2 capital, which excludes allowances for credit losses on purchased credit-deteriorated assets.  
<sup>3</sup> For each of columns A through R of item 11, report the sum of items 1 through 9. For item 11, the sum of columns B through R must equal column A. Item 11, column A, must equal Schedule RC, item 12.

**Schedule RC-R—Continued**

**Part II—Continued**

	(Column A) Face, Notional, or Other Amount	CCF <sup>1</sup>	(Column B) Credit Equivalent Amount <sup>2</sup>	(Column C)	(Column D)	(Column E)	(Col F)	(Column G)	(Column H)	(Column I)	(Column J)
	Amount		Amount	Amount	Amount	Amount	Amount	Amount	Amount	Amount	Amount
Allocation by Risk-Weight Category											
	0%	2%	4%	10%	20%	50%	100%	150%			
	Amount	Amount	Amount	Amount	Amount	Amount	Amount	Amount	Amount	Amount	Amount
<b>Derivatives, Off-Balance Sheet Items, and Other Items Subject to Risk Weighting (Excluding Securitization Exposures)<sup>3</sup></b>											
12. Financial standby letters of credit.....	RCON D991 0	1.0	RCON D992 0	RCON D993 0	RCON HJ92 0	RCON HJ93 0	RCON D994 0	RCON D995 0	RCON D996 0	RCON S511 0	12.
13. Performance standby letters of credit and transaction-related contingent items.....	RCON D997 0	0.5	RCON D998 0	RCON D999 0			RCON G603 0	RCON G604 0	RCON G605 0	RCON S512 0	13.
14. Commercial and similar letters of credit with an original maturity of one year or less.....	RCON G606 0	0.2	RCON G607 0	RCON G608 0	RCON HJ94 0	RCON HJ95 0	RCON G609 0	RCON G610 0	RCON G611 0	RCON S513 0	14.
15. Retained recourse on small business obligations sold with recourse.....	RCON G612 0	1.0	RCON G613 0	RCON G614 0			RCON G615 0	RCON G616 0	RCON G617 0	RCON S514 0	15.

<sup>1</sup> Credit conversion factor.

<sup>2</sup> Column A multiplied by credit conversion factor. For each of items 12 through 21, the sum of columns C through J plus column R must equal column B.

<sup>3</sup> All derivatives and off-balance sheet items that are securitization exposures are to be excluded from items 12 through 21 and are to be reported instead in item 10.

**Schedule RC-R—Continued**

**Part II—Continued**

	(Column A) Face, Notional, or Other Amount		CCF <sup>1</sup>	(Column B) Credit Equivalent Amount <sup>2</sup>		(Column C)	(Column D)	(Column E)	(Col F)	(Column G)	(Column H)	(Column I)	(Column J)
	Amount	Amount		Amount	Amount	Amount	Amount	Amount	Amount	Amount	Amount	Amount	Amount
	RCON S515	RCON S516		RCON S517	RCON S518	RCON S519	RCON S520	RCON S521	RCON S522	RCON S523	RCON S524	RCON S525	RCON S526
	RCON G618	RCON G619		RCON G620	RCON G621	RCON G622	RCON G623	RCON G624	RCON G625	RCON G626	RCON G627	RCON G628	RCON G629
	RCON S525	RCON S526		RCON S527	RCON S528	RCON S529	RCON S530	RCON S531	RCON S532	RCON S533	RCON S534	RCON S535	RCON S536
	RCON G624	RCON G625		RCON G626	RCON G627	RCON G628	RCON G629	RCON G630	RCON G631	RCON G632	RCON G633	RCON G634	RCON G635
	RCON S540	RCON S541		RCON S542	RCON S543	RCON S544	RCON S545	RCON S546	RCON S547	RCON S548	RCON S549	RCON S550	RCON S551
	RCON H191	RCON H192		RCON H193	RCON H194	RCON H195	RCON H196	RCON H197	RCON H198	RCON H199	RCON H200	RCON H201	RCON H202
	RCON S549	RCON S550		RCON S551	RCON S552	RCON S553	RCON S554	RCON S555	RCON S556	RCON S557	RCON S558	RCON S559	RCON S560
	RCON H191	RCON H192		RCON H193	RCON H194	RCON H195	RCON H196	RCON H197	RCON H198	RCON H199	RCON H200	RCON H201	RCON H202
<b>Allocation by Risk-Weight Category</b>													
16. Repo-style transactions (3).....	0	0	1.0	0	0	0	0	0	0	0	0	0	0
17. All other off-balance sheet liabilities.....	0	0	1.0	0	0	0	0	0	0	0	0	0	0
18. Unused commitments (exclude unused commitments to asset-backed commercial paper conduits):													
a. Original maturity of one year or less.....	0	0	0.2	0	0	0	0	0	0	0	0	0	0
b. Original maturity exceeding one year .....	0	0	0.5	0	0	0	0	0	0	0	0	0	0
19. Unconditionally cancelable commitments .....	0	0	0.0	0	0	0	0	0	0	0	0	0	0
20. Over-the-counter derivatives .....	0	0	0.0	0	0	0	0	0	0	0	0	0	0
21. Centrally cleared derivatives .....	0	0	0.0	0	0	0	0	0	0	0	0	0	0
22. Unsettled transactions (failed trades) (4) .....	0	0	0.0	0	0	0	0	0	0	0	0	0	0

<sup>1</sup> Credit conversion factor.

<sup>2</sup> For items 16 through 19, column A multiplied by credit conversion factor.

<sup>3</sup> Includes securities purchased under agreements to resell (reverse repos), securities sold under agreements to repurchase (repos), securities borrowed, and securities lent.

<sup>4</sup> For item 22, the sum of columns C through Q must equal column A.



**Schedule RC-R—Continued**

**Part II—Continued**

	(Column O) Allocation by Risk-Weight Category	(Column P) 937.5%	(Column Q) 1250%	(Column R) Application of Other Risk-Weighting Approaches <sup>1</sup>		(Column S) Risk-Weighted Asset Amount
				Credit Equivalent Amount	Risk-Weighted Asset Amount	
Dollar Amounts in Thousands	Amount	Amount	Amount	Amount	Amount	Amount
16. Repo-style transactions (2).....				RCON H301	RCON H302	0
17. All other off-balance sheet liabilities.....						0
18. Unused commitments (excludes unused commitments to asset-backed commercial paper conduits):				RCON H303	RCON H304	0
a. Original maturity of one year or less.....						0
b. Original maturity exceeding one year .....				RCON H307	RCON H308	0
19. Unconditionally cancelable commitments .....						0
20. Over-the-counter derivatives .....				RCON H309	RCON H310	0
21. Centrally cleared derivatives .....						0
22. Unsettled transactions (failed trades) (3).....						0

<sup>1</sup> Includes, for example, exposures collateralized by securitization exposures or mutual funds.

<sup>2</sup> Includes securities purchased under agreements to resell (reverse repos), securities sold under agreements to repurchase (repos), securities borrowed, and securities lent.

<sup>3</sup> For item 22, the sum of columns C through Q must equal column A.

**Schedule RC-R—Continued**

**Part II—Continued**

	(Column C)	(Column D)	(Column E)	(Column F)	(Column G)	(Column H)	(Column I)	(Column J)
	0% Amount	2% Amount	4% Amount	10% Amount	20% Amount	50% Amount	100% Amount	150% Amount
<b>Dollar Amounts in Thousands</b>								
23. Total assets, derivatives, off-balance sheet items, and other items subject to risk weighting by risk-weight category (for each of columns C through P, sum of items 11 through 22; for column Q, sum of items 10 through 22) .....								
24. Risk weight factor .....	12,157	0	0	0	1,050	0	0	0
25. Risk-weighted assets by risk-weight category (for each column, item 23 multiplied by item 24) .....	X 0%	X 2%	X 4%	X 10%	X 20%	X 50%	X 100%	X 150%
	RCON G630	RCON S558	RCON S559	RCON S560	RCON G631	RCON G632	RCON G633	RCON S561
	RCON G634	RCON S569	RCON S570	RCON S571	RCON G635	RCON G636	RCON G637	RCON S572
	0	0	0	0	210	0	0	0

**Schedule RC-R—Continued**

**Part II—Continued**

	(Column K) Amount	(Column L) Amount	Allocation by Risk-Weight Category				(Column P) Amount	(Column Q) Amount
			(Column M) Amount	(Column N) Amount	(Column O) Amount	(Column P) Amount		
Dollar Amounts in Thousands								
23. Total assets, derivatives, off-balance sheet items, and other items subject to risk weighting by risk-weight category (for each of columns C through P, sum of items 11 through 22; for column Q, sum of items 10 through 22)								
24. Risk weight factor	0	0	0	0	0	0	0	
25. Risk-weighted assets by risk-weight category (for each column, item 23 multiplied by item 24)	0	0	0	0	0	0	0	

	Dollar Amounts in Thousands	
	RCON	Amount
26. Risk-weighted assets base for purposes of calculating the adjusted allowances for credit losses (AACL) 1.25 percent threshold	580	210
27. Standardized market-risk weighted assets (applicable only to banks that are covered by the market risk capital rules)	581	0
28. Risk-weighted assets before deductions for excess AACL (1) and allocated transfer risk reserve (2)	B704	210
29. LESS: Excess AACL (1)	A222	0
30. LESS: Allocated transfer risk reserve	3128	0
31. Total risk-weighted assets (item 28 minus items 29 and 30)	6641	210

<sup>1</sup> Institutions that have elected to apply the 3-year or the 5-year 2020 CECL transition provision should subtract the applicable portion of the AACL transitional amount or the modified AACL transitional amount, respectively, from the AACL, as defined in the regulatory capital rule, before determining the amount of excess AACL.

<sup>2</sup> Sum of items 2.b through 20, column S; items 9.a, 9.b, 9.c, 9.d, and 10, columns T and U; item 25, columns C through Q; and item 27 (if applicable).

**Schedule RC-R—Continued**

**Part II—Continued**

**Memoranda**

1. Current credit exposure across all derivative contracts covered by the regulatory capital rules .....	Dollar Amounts in Thousands	RCON	Amount	RCON	Amount
				J.G642	0
					M.1.

	Dollar Amounts in Thousands					
	(Column A) One year or less		(Column B) Over one year through five years		(Column C) Over five years	
	RCON	Amount	RCON	Amount	RCON	Amount
2. Notional principal amounts of over-the-counter derivative contracts:						
a. Interest rate .....	S582	0	S583	0	S584	0
b. Foreign exchange rate and gold .....	S585	0	S586	0	S587	0
c. Credit (investment grade reference asset) .....	S588	0	S589	0	S590	0
d. Credit (non-investment grade reference asset) .....	S591	0	S592	0	S593	0
e. Equity .....	S594	0	S595	0	S596	0
f. Precious metals (except gold) .....	S597	0	S598	0	S599	0
g. Other .....	S600	0	S601	0	S602	0
3. Notional principal amounts of centrally cleared derivative contracts:						
a. Interest rate .....	S603	0	S604	0	S605	0
b. Foreign exchange rate and gold .....	S606	0	S607	0	S608	0
c. Credit (investment grade reference asset) .....	S609	0	S610	0	S611	0
d. Credit (non-investment grade reference asset) .....	S612	0	S613	0	S614	0
e. Equity .....	S615	0	S616	0	S617	0
f. Precious metals (except gold) .....	S618	0	S619	0	S620	0
g. Other .....	S621	0	S622	0	S623	0

4. Amount of allowances for credit losses on purchased credit-deteriorated assets:	Dollar Amounts in Thousands	RCON	Amount
a. Loans and leases held for investment .....		J.J30	0
b. Held-to-maturity debt securities .....		J.J31	0
c. Other financial assets measured at amortized cost .....		J.J32	0
			M.4.a.
			M.4.b.
			M.4.c.

### Schedule RC-S—Servicing, Securitization, and Asset Sale Activities

Dollar Amounts in Thousands	(Column A) 1-4 Family Residential Loans		(Columns B - F) Not applicable		(Column G) All Other Loans, All Leases, and All other Assets		
	RCON	Amount	RCON	Amount	RCON	Amount	
	<b>Bank Securitization Activities</b>						
1. Outstanding principal balance of assets sold and securitized by the reporting bank with servicing retained or with recourse or other seller-provided credit enhancements .....	B705	0			B711	0	1.
2. Maximum amount of credit exposure arising from recourse or other seller-provided credit enhancements provided to structures reported in item 1.....	HU09	0			HU15	0	2.
3. Not applicable							
4. Past due loan amounts included in item 1:							
a. 30-89 days past due.....	B733	0			B739	0	4.a.
b. 90 days or more past due.....	B740	0			B746	0	4.b.
5. Charge-offs and recoveries on assets sold and securitized with servicing retained or with recourse or other seller-provided credit enhancements (calendar year-to-date):							
a. Charge-offs.....	RIAD				RIAD		
b. Recoveries.....	B747	0			B753	0	5.a.
	B754	0			B760	0	5.b.
<i>Item 6 is to be completed by banks with \$10 billion or more total assets.<sup>1</sup></i>							
6. Amount of ownership (or seller's) interests carried as:.....					RCON		
7. and 8. Not applicable					HU19	NR	6.
<b>For Securitization Facilities Sponsored By or Otherwise Established By Other Institutions</b>							
9. Maximum amount of credit exposure arising from credit enhancements provided by the reporting bank to other institutions' securitization structures in the form of standby letters of credit, purchased subordinated securities, and other enhancements.....	RCON						
	B776	0			B782	0	9.
<i>Item 10 is to be completed by banks with \$10 billion or more in total assets.<sup>1</sup></i>							
10. Reporting bank's unused commitments to provide liquidity to other institutions' securitization structures.....	B783	NR			B789	NR	10.
<b>Bank Asset Sales</b>							
11. Assets sold with recourse or other seller-provided credit enhancements and not securitized by the reporting bank.....	B790	0			B796	0	11.
12. Maximum amount of credit exposure arising from recourse or other seller-provided credit enhancements provided to assets reported in item 11.....	B797	0			B803	0	12.

<sup>1</sup> The \$10 billion asset-size test is based on the total assets reported on the June 30, 2023, Report of Condition.

# Schedule RC-S—Continued

## Memoranda

	Dollar Amounts in Thousands		
	RCON	Amount	
1. Not applicable			
2. Outstanding principal balance of assets serviced for others (includes participations serviced for others):			
a. Closed-end 1-4 family residential mortgages serviced with recourse or other servicer-provided credit enhancements.....	B804	0	M.2.a.
b. Closed-end 1-4 family residential mortgages serviced with no recourse or other servicer-provided credit enhancements.....	B805	0	M.2.b.
c. Other financial assets (includes home equity lines) (1).....	A591	0	M.2.c.
d. 1-4 family residential mortgages serviced for others that are in process of foreclosure at quarter-end (includes closed-end and open-end loans).....	F699	0	M.2.d.
<i>Memorandum item 3 is to be completed by banks with \$10 billion or more in total assets.<sup>2</sup></i>			
3. Asset-backed commercial paper conduits:			
a. Maximum amount of credit exposure arising from credit enhancements provided to conduit structures in the form of standby letters of credit, subordinated securities, and other enhancements:			
(1) Conduits sponsored by the bank, a bank affiliate, or the bank's holding company.	B806	NR	M.3.a.1.
(2) Conduits sponsored by other unrelated institutions	B807	NR	M.3.a.2.
b. Unused commitments to provide liquidity to conduit structures:			
(1) Conduits sponsored by the bank, a bank affiliate, or the bank's holding company.....	B808	NR	M.3.b.1.
(2) Conduits sponsored by other unrelated institutions.....	B809	NR	M.3.b.2.
4. Outstanding credit card fees and finance charges included in Schedule RC-S, item 1, column G (2,3).....	C407		M.4.

<sup>1</sup> Memorandum item 2.c is to be completed if the principal balance of other financial assets serviced for others is more than \$10 million.

<sup>2</sup> The \$10 billion asset-size test is based on the total assets reported on the June 30, 2023, Report of Condition.

<sup>3</sup> Memorandum item 4 is to be completed by banks with \$10 billion or more in total assets that (1) together with affiliated institutions, have outstanding credit card receivables (as defined in the instructions) that exceed \$500 million as of the report date, or (2) are credit card specialty banks as defined for Uniform Bank Performance Report purposes.

# Schedule RC-T—Fiduciary and Related Services

1. Does the institution have fiduciary powers? (If "NO", do not complete Schedule RC-T).....	RCON A345	YES	1.
2. Does the institution exercise the fiduciary powers it has been granted?.....	RCON A346	YES	2.
3. Does the institution have any fiduciary or related activity (in the form of assets or accounts) to report in this schedule? (If "NO," do not complete the rest of Schedule RC-T).....	RCON B867	YES	3.

If the answer to item 3 is "YES," complete the applicable items of Schedule RC-T, as follows:

Institutions with total fiduciary assets (item 10, sum of columns A and B) greater than \$250 million (as of the preceding December 31 report date )or with gross fiduciary and related services income greater than 10% of revenue (net interest income plus noninterest income) for the preceding calendar year must complete:

- Items 4 through 22 and Memorandum item 3 quarterly,
- Items 23 through 26 annually with the December report, and
- Memorandum items 1, 2, and 4 annually with the December report.

Institutions with total fiduciary assets (item 10, sum of columns A and B) less than or equal to \$250 million (as of the preceding December 31 report date) that do not meet the fiduciary income test for quarterly reporting must complete:

- Items 4 through 13 annually with the December report, and
- Memorandum items 1 through 3 annually with the December report.
- Institutions with total fiduciary assets greater than \$100 million but less than or equal to \$250 million (as of the preceding December 31 report date) that do not meet the fiduciary income test for quarterly reporting must also complete Memorandum item 4 annually with the December report.

	(Column A) Managed Assets	(Column B) Non-Managed Assets	(Column C) Number of Managed Accounts	(Column D) Number of Non-Managed Accounts	
Dollar Amounts in Thousands	Amount	Amount	Number	Number	
<b>Fiduciary and Related Assets</b>	RCON B868	RCON B869	RCON B870	RCON B871	
4. Personal trust and agency accounts.....	265,429	0	98	0	4.
5. Employee benefit and retirement-related trust and agency accounts:					
a. Employee benefit - defined contribution.....	RCON B872	RCON B873	RCON B874	RCON B875	5.a.
b. Employee benefit - defined benefit.....	RCON B876	RCON B877	RCON B878	RCON B879	5.b.
c. Other employee benefit and retirement-related accounts.....	RCON B880	RCON B881	RCON B882	RCON B883	5.c.
6. Corporate trust and agency accounts.....	RCON B884	RCON B885	RCON C001	RCON C002	6.
7. Investment management and investment advisory agency accounts.....	RCON B886	RCON J253	RCON B888	RCON J254	7.
8. Foundation and endowment trust and agency accounts..	RCON J255	RCON J256	RCON J257	RCON J258	8.
9. Other fiduciary accounts.....	RCON B890	RCON B891	RCON B892	RCON B893	9.
10. Total fiduciary accounts (sum of items 4 through 9).....	RCON B894	RCON B895	RCON B896	RCON B897	10.

**Schedule RC-T—Continued**

	(Column A)	(Column B)	(Column C)	(Column D)	
	Managed Assets	Non-Managed Assets	Number of Managed Accounts	Number of Non-Managed Accounts	
	Amount	Amount	Number	Number	
Dollar Amounts in Thousands					
11. Custody and safekeeping accounts.....		RCON B898 1,267		RCON B899 3	11.
12. Not applicable					
13. Individual Retirement Accounts, Health Savings Accounts, and other similar accounts (included in items 5.c and 11).....	RCON J259 340,279	RCON J260 0	RCON J261 282	RCON J262 0	13.

	Dollar Amounts in Thousands		
	RIAD	Amount	
<b>Fiduciary and Related Services Income</b>			
14. Personal trust and agency accounts.....	B904	1,370	14.
15. Employee benefit and retirement-related trust and agency accounts:			
a. Employee benefit - defined contribution.....	B905	0	15.a.
b. Employee benefit - defined benefit.....	B906	29	15.b.
c. Other employee benefit and retirement-related accounts.....	B907	1,984	15.c.
16. Corporate trust and agency accounts.....	A479	0	16.
17. Investment management and investment advisory agency accounts.....	J315	21,684	17.
18. Foundation and endowment trust and agency accounts.....	J316	4,133	18.
19. Other fiduciary accounts.....	A480	0	19.
20. Custody and safekeeping accounts.....	B909	4	20.
21. Other fiduciary and related services income.....	B910	0	21.
22. Total gross fiduciary and related services income (sum of items 14 through 21) (must equal Schedule RI, item 5.a).....	4070	29,204	22.
23. Less: Expenses.....	C058	11,914	23.
24. Less: Net losses from fiduciary and related services.....	A488	0	24.
25. Plus: Intracompany income credits for fiduciary and related services.....	B911	0	25.
26. Net fiduciary and related services income.....	A491	17,290	26.

**Memoranda**

	(Column A)		(Column B)		(Column C)		
	Personal Trust and Agency and Investment Management Agency Accounts		Employee Benefit and Retirement-Related Trust and Agency Accounts		All Other Accounts		
	RCON	Amount	RCON	Amount	RCON	Amount	
<b>1. Managed assets held in fiduciary accounts:</b>							
a. Noninterest-bearing deposits.....	J263	0	J264	0	J265	0	M.1.a.
b. Interest-bearing deposits.....	J266	0	J267	0	J268	0	M.1.b.
c. U.S. Treasury and U.S. Government agency obligations.....	J269	2,301	J270	0	J271	9,094	M.1.c.
d. State, county, and municipal obligations.....	J272	5	J273	0	J274	0	M.1.d.
e. Money market mutual funds.....	J275	631,883	J276	73,255	J277	89,675	M.1.e.
f. Equity mutual funds.....	J278	30,612	J279	22,025	J280	275	M.1.f.
g. Other mutual funds.....	J281	0	J282	0	J283	0	M.1.g.
h. Common trust funds and collective investment funds.....	J284	0	J285	0	J286	0	M.1.h.
i. Other short-term obligations.....	J287	0	J288	0	J289	0	M.1.i.
j. Other notes and bonds.....	J290	6,816	J291	6,282	J292	767	M.1.j.
k. Investments in unregistered funds and private equity investments.....	J293	0	J294	0	J295	0	M.1.k.



# Schedule RC-T—Continued

## Memoranda—Continued

	(Column A) Personal Trust and Agency and Investment Management Agency Accounts		(Column B) Employee Benefit and Retirement-Related Trust and Agency Accounts		(Column C) All Other Accounts		
	RCON	Amount	RCON	Amount	RCON	Amount	
Dollar Amounts in Thousands							
1. l. Other common and preferred stocks.....	J296	4,829,319	J297	244,819	J298	721,297	M.1.l.
m. Real estate mortgages.....	J299	0	J300	0	J301	0	M.1.m.
n. Real estate.....	J302	0	J303	0	J304	0	M.1.n.
o. Miscellaneous assets.....	J305	64,358	J306	0	J307	0	M.1.o.
p. Total managed assets held in fiduciary accounts (for each column, sum of Memorandum items 1.a through 1.o).....	J308	5,565,294	J309	346,381	J310	821,108	M.1.p.

	(Column A) Managed Assets		(Column B) Number of Managed Accounts		
	RCON	Amount	RCON	Number	
Dollar Amounts in Thousands					
1. q. Investments of managed fiduciary accounts in advised or sponsored mutual funds.....	J311	0	J312	0	M.1.q.

	(Column A) Number of Issues		(Column B) Principal Amount Outstanding		
	RCON	Number	RCON	Amount	
Dollar Amounts in Thousands					
2. Corporate trust and agency accounts:			RCON B928		
a. Corporate and municipal trusteeships.....	B927	0	RCON J314		M.2.a.
(1) Issues reported in Memorandum item 2.a that are in default.....	J313	0			M.2.a.1.
b. Transfer agent, registrar, paying agent, and other corporate agency.....	B929	0			M.2.b.

Memorandum items 3.a through 3.h are to be completed by banks with collective investment funds and common trust funds with a total market value of \$1 billion or more as of the preceding December 31 report date.

Memorandum item 3.h only is to be completed by banks with collective investment funds and common trust funds with a total market value of less than \$1 billion as of the preceding December 31 report date.

	(Column A) Number of Funds		(Column B) Market Value of Fund Assets		
	RCON	Number	RCON	Amount	
Dollar Amounts in Thousands					
3. Collective investment funds and common trust funds:					
a. Domestic equity.....	B931	NR	B932	NR	M.3.a.
b. International/Global equity.....	B933	NR	B934	NR	M.3.b.
c. Stock/Bond blend.....	B935	NR	B936	NR	M.3.c.
d. Taxable bond.....	B937	NR	B938	NR	M.3.d.
e. Municipal bond.....	B939	NR	B940	NR	M.3.e.
f. Short-term investments/Money market.....	B941	NR	B942	NR	M.3.f.
g. Specialty/Other.....	B943	NR	B944	NR	M.3.g.
h. Total collective investment funds (sum of Memorandum items 3.a through 3.g).....	B945	0	B946	0	M.3.h.

**Schedule RC-T—Continued**

**Memoranda—Continued**

Dollar Amounts in Thousands	(Column A) Gross Losses Managed Accounts		(Column B) Gross Losses Non-Managed Accounts		(Column C) Recoveries		
	RIAD	Amount	RIAD	Amount	RIAD	Amount	
	4. Fiduciary settlements, surcharges, and other losses:						
a. Personal trust and agency accounts.....	B947	0	B948	0	B949	0	M.4.a.
b. Employee benefit and retirement-related trust and agency accounts.....	B950	0	B951	0	B952	0	M.4.b.
c. Investment management and investment advisory agency accounts.....	B953	0	B954	0	B955	0	M.4.c.
d. Other fiduciary accounts and related services.....	B956	0	B957	0	B958	0	M.4.d.
e. Total fiduciary settlements, surcharges, and other losses (sum of Memorandum items 4.a through 4.d) (sum of columns A and B minus column C must equal Schedule RC-T, item 24).....	B959	0	B960	0	B961	0	M.4.e.

Person to whom questions about Schedule RC-T - Fiduciary and Related Services should be directed:

Tammy Messmer  
Name and Title (TEXT B962)

tmessmer@provtrust.com  
E-mail Address (TEXT B926)

(262) 521-2322  
Area Code / Phone Number / Extension (TEXT B963)

(262) 521-2301  
Area Code / FAX Number (TEXT B964)

# Schedule RC-V—Variable Interest Entities<sup>1</sup>

	(Column A) Securitization Vehicles		(Column B) Other VIEs		
	RCON	Amount	RCON	Amount	
Dollar Amounts in Thousands					
1. Assets of consolidated variable interest entities (VIEs) that can be used only to settle obligations of the consolidated VIEs:					
a. Cash and balances due from depository institutions.....	J981	0	JF84	0	1.a.
b. Securities not held for trading.....	HU20	0	HU21	0	1.b.
c. Loans and leases held for investment, net of allowance, and held for sale.....	HU22	0	HU23	0	1.c.
d. Other real estate owned.....	K009	0	JF89	0	1.d.
e. Other assets.....	JF91	0	JF90	0	1.e.
2. Liabilities of consolidated VIEs for which creditors do not have recourse to the general credit of the reporting bank.					
a. Other borrowed money.....	JF92	0	JF85	0	2.a.
b. Other liabilities.....	JF93	0	JF86	0	2.b.
3. All other assets of consolidated VIEs (not included in items 1.a. through 1.e above).....	K030	0	JF87	0	3.
4. All other liabilities of consolidated VIEs (not included in items 2.a and 2.b above).....	K033	0	JF88	0	4.
Dollar Amounts in Thousands					
5. Total assets of asset-backed commercial paper (ABCP) conduit VIEs.....			JF77	0	5.
6. Total liabilities of ABCP conduit VIEs.....			JF78	0	6.

<sup>1</sup> Institutions should report assets net of any applicable allowance for credit losses.

## Optional Narrative Statement Concerning the Amounts Reported in the Consolidated Reports of Condition and Income

The management of the reporting bank may, if it wishes, submit a brief narrative statement on the amounts reported in the Consolidated Reports of Condition and Income. This optional statement will be made available to the public, along with the publicly available data in the Consolidated Reports of Condition and Income, in response to any request for individual bank report data. However, the information reported in Schedule RI-E, item 2.g; Schedule RC-C, Part I, Memorandum items 17.a and 17.b; Schedule RC-O, Memorandum items 6 through 9, 14, 15 and 18; and Schedule RC-P, items 7.a and 7.b, is regarded as confidential and will not be made available to the public on an individual institution basis. **BANKS CHOOSING TO SUBMIT THE NARRATIVE STATEMENT SHOULD ENSURE THAT THE STATEMENT DOES NOT CONTAIN THE NAMES OR OTHER IDENTIFICATIONS OF INDIVIDUAL BANK CUSTOMERS, REFERENCES TO THE AMOUNTS REPORTED IN THE CONFIDENTIAL ITEMS IDENTIFIED ABOVE, OR ANY OTHER INFORMATION THAT THEY ARE NOT WILLING TO HAVE MADE PUBLIC OR THAT WOULD COMPROMISE THE PRIVACY OF THEIR CUSTOMERS.** Banks choosing not to make a statement may check the "No comment" box below and should make no entries of any kind in the space provided for the narrative statement; i.e., DO NOT enter in this space such phrases as "No statement," "Not applicable," "N/A," "No comment," and "None."

The optional statement must be entered on this sheet. The statement should not exceed 100 words. Further, regardless of the number of words, the statement must not exceed 750 characters, including punctuation, indentation, and standard spacing between words and sentences. If any submission should exceed 750 characters, as defined, it will be truncated

at 750 characters with no notice to the submitting bank and the truncated statement will appear as the bank's statement both on agency computerized records and in computer-file releases to the public.

All information furnished by the bank in the narrative statement must be accurate and not misleading. Appropriate efforts shall be taken by the submitting bank to ensure the statement's accuracy.

If, subsequent to the original submission, material changes are submitted for the data reported in the Consolidated Reports of Condition and Income, the existing narrative statement will be deleted from the files, and from disclosure; the bank, at its option, may replace it with a statement appropriate to the amended data.

The optional narrative statement will appear in agency records and in release to the public exactly as submitted (or amended as described in the preceding paragraph) by the management of the bank (except for the truncation of statements exceeding the 750-character limit described above). **THE STATEMENT WILL NOT BE EDITED OR SCREENED IN ANY WAY BY THE SUPERVISORY AGENCIES FOR ACCURACY OR RELEVANCE. DISCLOSURE OF THE STATEMENT SHALL NOT SIGNIFY THAT ANY FEDERAL SUPERVISORY AGENCY HAS VERIFIED OR CONFIRMED THE ACCURACY OF THE INFORMATION CONTAINED THEREIN. A STATEMENT TO THIS EFFECT WILL APPEAR ON ANY PUBLIC RELEASE OF THE OPTIONAL STATEMENT SUBMITTED BY THE MANAGEMENT OF THE REPORTING BANK.**

Comments?.....

RCON	YES / NO
6979	NO

*BANK MANAGEMENT STATEMENT (please type or print clearly):*  
(TEXT 6980)












# 57404-4Q24


Final Audit Report

2025-01-30


Created:	2025-01-29
By:	Tammy Messmer (tmessmer@provtrust.com)
Status:	Signed
Transaction ID:	CBJCHBCAABAAquhalM3rz-94mpuBcZpsEKFJv5SGB-if

## "57404-4Q24" History

-  Document created by Tammy Messmer (tmessmer@provtrust.com)  
2025-01-29 - 10:19:53 PM GMT
-  Document emailed to James Daley (jdaley@provtrust.com) for signature  
2025-01-29 - 10:21:02 PM GMT
-  Email viewed by James Daley (jdaley@provtrust.com)  
2025-01-29 - 10:36:22 PM GMT
-  Document e-signed by James Daley (jdaley@provtrust.com)  
Signature Date: 2025-01-30 - 3:59:14 PM GMT - Time Source: server
-  Document emailed to Michael Schelble (mschelble@provtrust.com) for signature  
2025-01-30 - 3:59:18 PM GMT
-  Email viewed by Michael Schelble (mschelble@provtrust.com)  
2025-01-30 - 4:14:26 PM GMT
-  Document e-signed by Michael Schelble (mschelble@provtrust.com)  
Signature Date: 2025-01-30 - 4:40:06 PM GMT - Time Source: server
-  Document emailed to ttuttle@provtrust.com for signature  
2025-01-30 - 4:40:08 PM GMT
-  Email viewed by ttuttle@provtrust.com  
2025-01-30 - 4:40:38 PM GMT
-  Signer ttuttle@provtrust.com entered name at signing as Thomas N Tuttle  
2025-01-30 - 4:41:49 PM GMT
-  Document e-signed by Thomas N Tuttle (ttuttle@provtrust.com)  
Signature Date: 2025-01-30 - 4:41:51 PM GMT - Time Source: server

 Document emailed to sharkness@provtrust.com for signature


2025-01-30 - 4:41:55 PM GMT

 Email viewed by sharkness@provtrust.com

2025-01-30 - 5:56:24 PM GMT

 Signer sharkness@provtrust.com entered name at signing as James Harkness

2025-01-30 - 5:57:15 PM GMT

 Document e-signed by James Harkness (sharkness@provtrust.com)

Signature Date: 2025-01-30 - 5:57:17 PM GMT - Time Source: server

 Agreement completed.

2025-01-30 - 5:57:17 PM GMT